
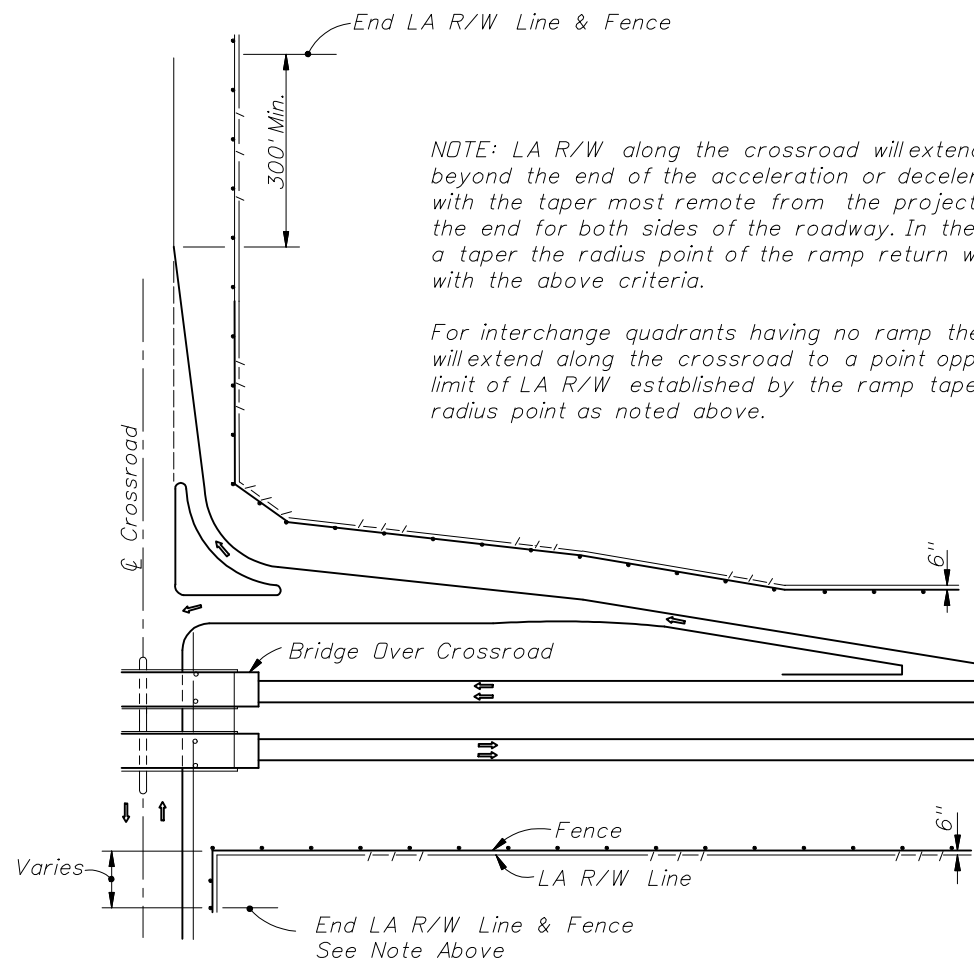


FENCING TERMINALS AT BRIDGE ENDS (STREAM CROSSING)

FENCING TERMINALS AT BOX CULVERTS

Note: When height of headwall is 4' or less (drainage pipe 36" or less) the fence shall not be tied to the headwall, but shall span the lateral ditch.



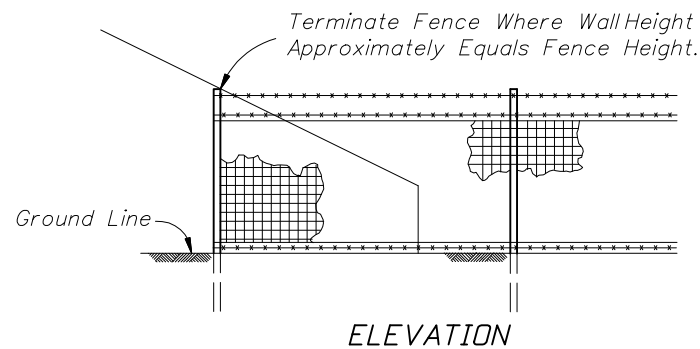
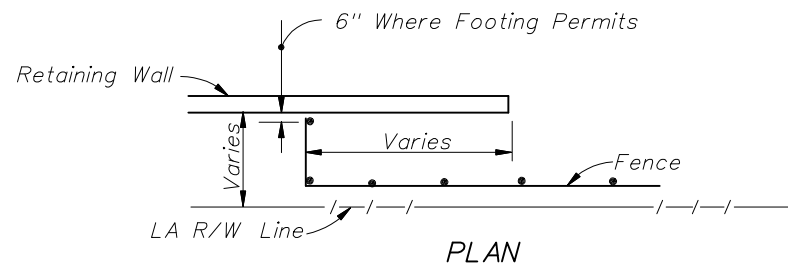


NOTE: LA R/W along the crossroad will extend a minimum 300' beyond the end of the acceleration or deceleration taper, with the taper most remote from the project establishing the end for both sides of the roadway. In the absence of a taper the radius point of the ramp return will be used with the above criteria.

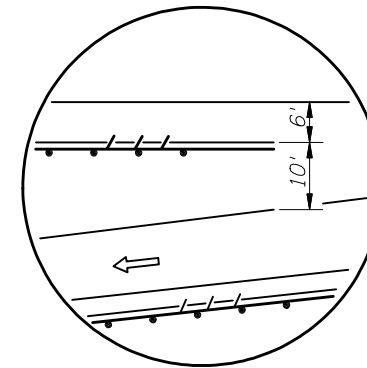
For interchange quadrants having no ramp the LA R/W will extend along the crossroad to a point opposite the limit of LA R/W established by the ramp taper or radius point as noted above.

APPLIES TO BRIDGE OVER CROSSROAD AND CROSSROAD OVER FREEWAY (BRIDGE OVER CROSSROAD SHOWN)

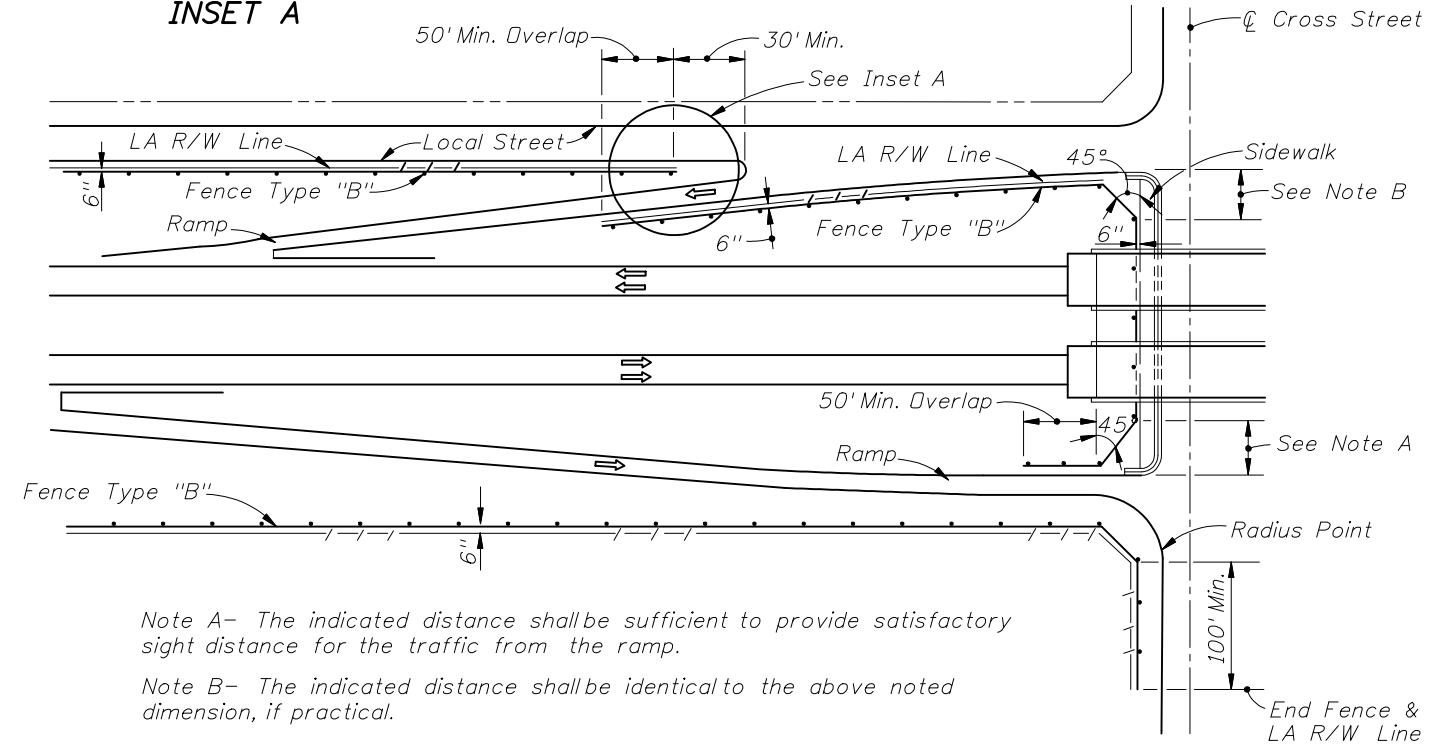
### FENCING TERMINALS AT RURAL INTERCHANGES



### FENCING TERMINALS AT RETAINING WALLS




INSET A



Note A- The indicated distance shall be sufficient to provide satisfactory sight distance for the traffic from the ramp.

Note B- The indicated distance shall be identical to the above noted dimension, if practical.

### FENCING TERMINALS AT URBAN INTERCHANGES



2010 FDOT Design Standards

### FENCE LOCATION

Last Revision 07/01/05	Sheet No. 2 of 2
Index No. <b>800</b>	