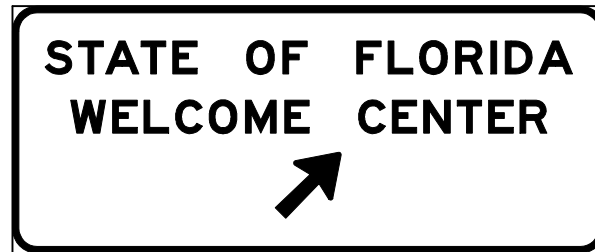





Sign No. FTP-10-04



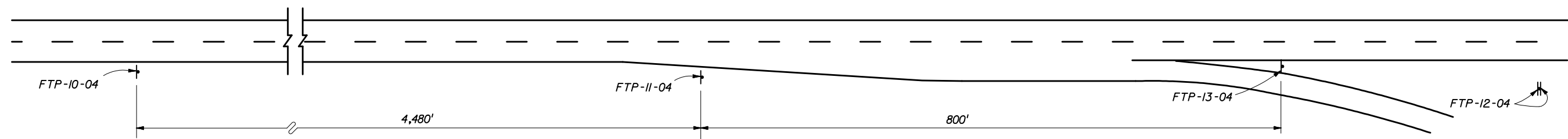
Sign No. FTP-11-04



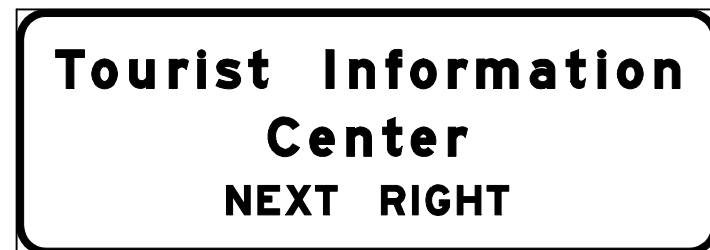
Sign No. FTP-12-04



Sign No. FTP-13-04



Note : Roadway not drawn to scale  
Distances shown are adequate for driver communication  
but may be altered slightly if conditions require.



Sign No. FTP-14-04

Note: Sign FTP-14-04 shall be used as a supplemental guide sign at interchanges which have a Tourist Information Center approved for such signing (locate half-way between normal guide signs)

Notes :

- (1) Signs and sign structures shall be erected in accordance with the details shown on Index No. 11200.
- (2) Sign FTP-12-04 shall be located on the Welcome Center grounds in proximity to the building and as far from the main line roadway as possible (2 signs back to back).
- (3) Sign FTP-10-04, 11-04, 12-04 shall be located on limited access highways only.
- (4) All legend to be Series E.
- (5) See Index No. 17355 for sign details.

FOR LIMITED ACCESS HIGHWAYS




2006 FDOT Design Standards

WELCOME CENTER SIGNING

Last Revision 07/01/05	Sheet No. 1 of 2
Index No. 17351	




SIGN NO. FTP-15A-04



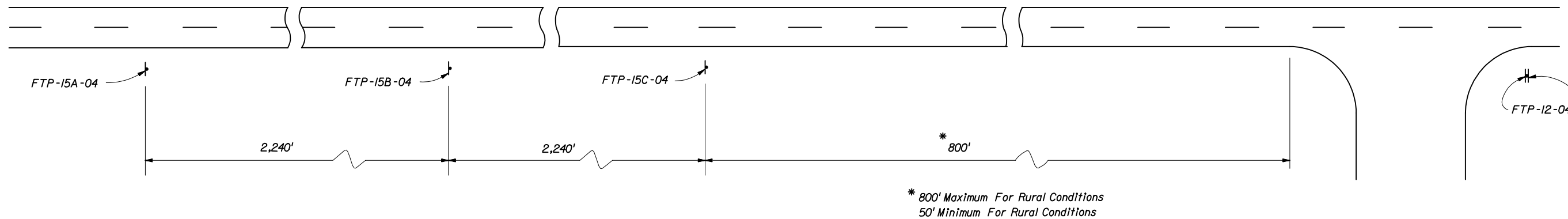
SIGN NO. FTP-12-04



SIGN NO. FTP-15B-04



SIGN NO. FTP-15C-04



Notes:

- (1) Signs and sign structures shall be erected in accordance with the details shown on Index 11200.
- (2) Sign FTP-12-04 shall be located on the Welcome Center grounds in proximity to the building and as far from the Mani Line Roadway as possible (2 signs back to back).
- (3) All legend to be Series E.
- (4) One sign FTP-15A-04 or 15B-04 should be used depending on speed, roadside development & geometric conditions.

FOR PRIMARY HIGHWAYS



2006 FDOT Design Standards

WELCOME CENTER SIGNING

Last Revision	Sheet No.
07/01/05	2 of 2
Index No.	
17351	