



# ST. LUCIE COUNTY FREIGHT & LOGISTICS OVERVIEW

FLORIDA DEPARTMENT OF TRANSPORTATION



**FDOT MISSION:**

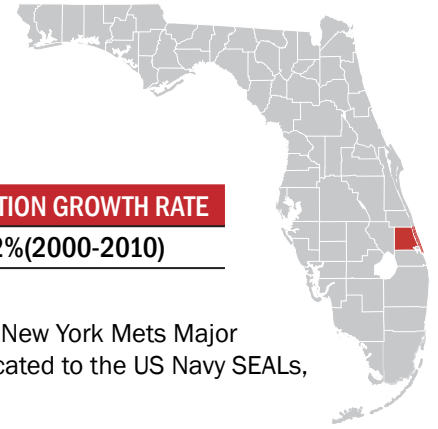
THE DEPARTMENT WILL PROVIDE A SAFE TRANSPORTATION SYSTEM THAT ENSURES THE MOBILITY OF PEOPLE AND GOODS, ENHANCES ECONOMIC PROSPERITY AND PRESERVES THE QUALITY OF OUR ENVIRONMENT AND COMMUNITIES.



January 2013

# St. Lucie County

## FREIGHT & LOGISTICS OVERVIEW



COUNTY SEAT	LARGEST CITY	AREA	POPULATION	POPULATION GROWTH RATE
Ft. Pierce, FL	Ft. Pierce, FL	688 square miles	277,789	44.2%(2000-2010)

Primary Economic Development Contact: <http://www.youredc.com>

- St. Lucie County boasts 21 miles of beaches, over 10,000 acres of parks and preserves, the New York Mets Major League Baseball Spring Training facilities, championship golf at PGA Village, a museum dedicated to the US Navy SEALs, and an award-winning waterfront downtown.
- The world famous Indian River Lagoon is home to over 4,000 species of plants and animals and a breeding ground for game fish. This diverse fishery is home to the world-record spotted sea trout, as well as impressive tarpon, red drum, and snook.



### Top 5 Growing Industries

INDUSTRY	NET JOB CREATION
1. Retail Trade	1,109
2. Accommodation and Food Services	802
3. Administrative, Support, Waste Management, and Remediation Services	497
4. Health Care and Social Assistance	481
5. Educational Services	412

Source: Florida Department of Economic Opportunity, Labor Market Statistics Center, LEHD State of Florida County Reports-Quarterly Workforce Indicators 2010-2011



### Largest Industry Sectors by Employment

INDUSTRY SECTORS	% OF WORKFORCE
1. Trade, Transportation, and Utilities	23.2%
2. Education and Health Services	15.9%
3. Leisure and Hospitality	10.9%

Source: Enterprise Florida








### Major Private Sector Employers

EMPLOYER	BUSINESS LINE	NUMBER OF EMPLOYEES
1. Wal-Mart	Retail	2,105
2. Liberty Medical Supply	Medical Supply	1,670
3. QVC	Inbound Call Center	1,200
4. Publix Supermarkets	Retail Food Markets	1,154
5. Lawnwood regional medical Center	Healthcare	1,140

Source: Enterprise Florida



## Key Transportation and Freight Facilities

STRATEGIC INTERMODAL SYSTEM (SIS) HIGHWAYS		I-95, Florida's Turnpike, SR 70
SIS RAILROADS		FEC
SIS AIRPORTS		Palm Beach International Airport
SEAPORTS		Port of Ft. Pierce
NON SIS STATE HIGHWAYS		US1, SR A1A, SR 607, SR 713
GENERAL AVIATION AIRPORTS		St. Lucie County



## Top Imports

INBOUND FREIGHT	TRUCK TONNAGE
1. Bulk Movement in Boxcars	579,412
2. Food or Kindred Products	247,041
3. Clay, Concrete, Glass or Stone	246,001
4. Nonmetallic Minerals	217,921
5. Petroleum or Coal Products	216,509

Source: IHS Global Inc.'s Transearch, 2011

## Top Exports

OUTBOUND FREIGHT	TRUCK TONNAGE
1. Nonmetallic Minerals	1,640,568
2. Farm Products	494,732
3. Bulk Movement in Boxcars	371,172
4. Clay, Concrete, Glass or Stone	348,627
5. Petroleum or Coal Products	266,556

Source: IHS Global Inc.'s Transearch, 2011



## Top Trading Partners

IMPORTS	TRUCK TONNAGE
Palm Beach County, FL	396,778
Miami-Dade County, FL	124,299
Broward County, FL	54,561
Hillsborough County, FL	47,807
Polk County, FL	46,246

Source: IHS Global Inc.'s Transearch, 2011

## Top Trading Partners

EXPORTS	TRUCK TONNAGE
Palm Beach County, FL	1,355,054
Broward County, FL	348,947
Martin County, FL	264,847
Miami-Dade County, FL	187,046
Indian River County, FL	170,223

Source: IHS Global Inc.'s Transearch, 2011

# St. Lucie County

## FREIGHT INFRASTRUCTURE

### LEGEND

-  Strategic Intermodal System (SIS) Highways
-  Rail Lines
-  Other State Highways
-  Seaports
- Liberty**  Largest Employers by Number of Employees
-  Freight Distribution Centers
-  Airports - General Aviation
-  Nearby Key Transportation Facilities (Mileage from County Seat)



Port of Palm Beach - 49 miles  
Palm Beach International Airport - 54 miles



# Florida

## FREIGHT & LOGISTICS OVERVIEW

POPULATION	U.S. POPULATION RANK	AREA	U.S. AREA RANK	POPULATION GROWTH RATE
18.8 million	4th	53,625 sq. mi.	22nd	17.6% (2000-2010)

Chamber of Commerce website: <http://www.flchamber.org>

### Top Employment Sectors

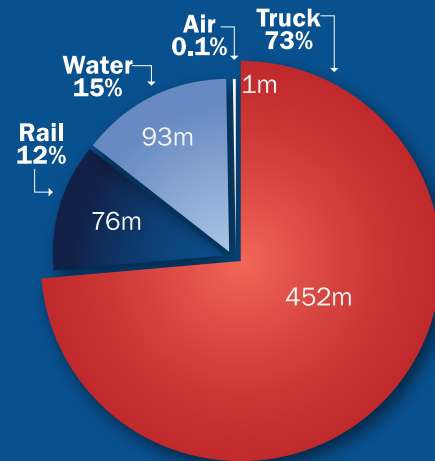
(Nonagricultural Business Groups by Industry)

1. Trade, Transportation, and Utilities
2. Education and Health Services
3. Government Services
4. Professional and Business Services
5. Healthcare and Social Assistance
6. Leisure and Hospitality

Source: Department of Economic Opportunity-Current Employment Statistics (2012)

### DOMESTIC AND INTERNATIONAL MODAL MIX

(millions of tons)



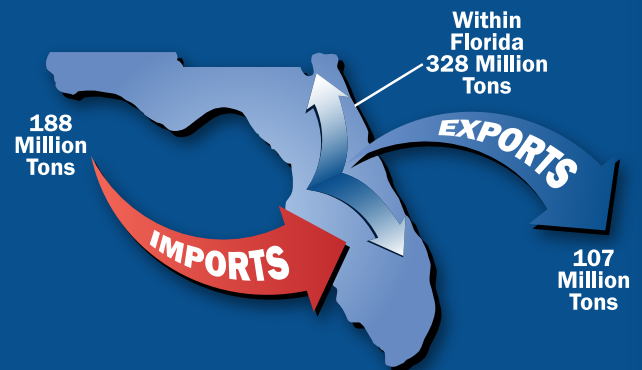
Source: Trade & Logistics Study, Florida Chamber 2009

### Top Business Sector Initiatives for Retention and Promotion

1. Clean Energy
2. Information Technology
3. Life Sciences
4. Aviation/ Aerospace
5. Homeland Security/ Defense
6. Financial/ Professional Services

Source: Florida Chamber of Commerce

### TOTAL FREIGHT FLOWS



Source: Trade & Logistics Study, Florida Chamber 2009

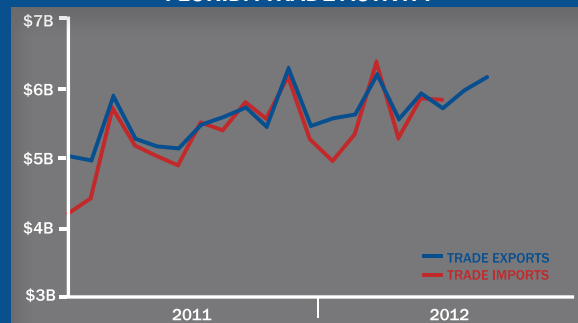
### Top International Trade Partners

The state of Florida is a major international hub accounting for approximately \$149 billion in international trade activity in 2011.

EXPORTS		IMPORTS	
1. Switzerland		1. China	
2. Brazil		2. Mexico	
3. Venezuela		3. Japan	
4. Canada		4. Canada	
5. Colombia		5. Colombia	

Source: Trade & Logistics Study, Florida Chamber 2009

### FLORIDA TRADE ACTIVITY



Florida infrastructure moves 762 million tons of freight traffic annually.

The state highway system sees 195,755 million annual vehicle miles of travel.

Truck travel accounted for approximately 11% of vehicle miles traveled on the SIS in 2010.

Florida has over 2,700 miles of rail lines, which move over 98 million tons of freight annually.

Florida has 784 aviation facilities, 129 public use, and 19 have commercial service.

The state boasts 2 spaceports and 5 active launch facilities.

Florida's 15 deepwater seaports moved 106.4 million tons of cargo and handled 2.8 million TEU's (20 foot equivalent container unit) in 2010.

Seven of the 15 seaports in Florida carried 12.7 million passengers, 12.1 million of which sailed on multi-day cruises in 2010.

100% of SIS waterborne freight in Florida is on a coastal or international shipping route.

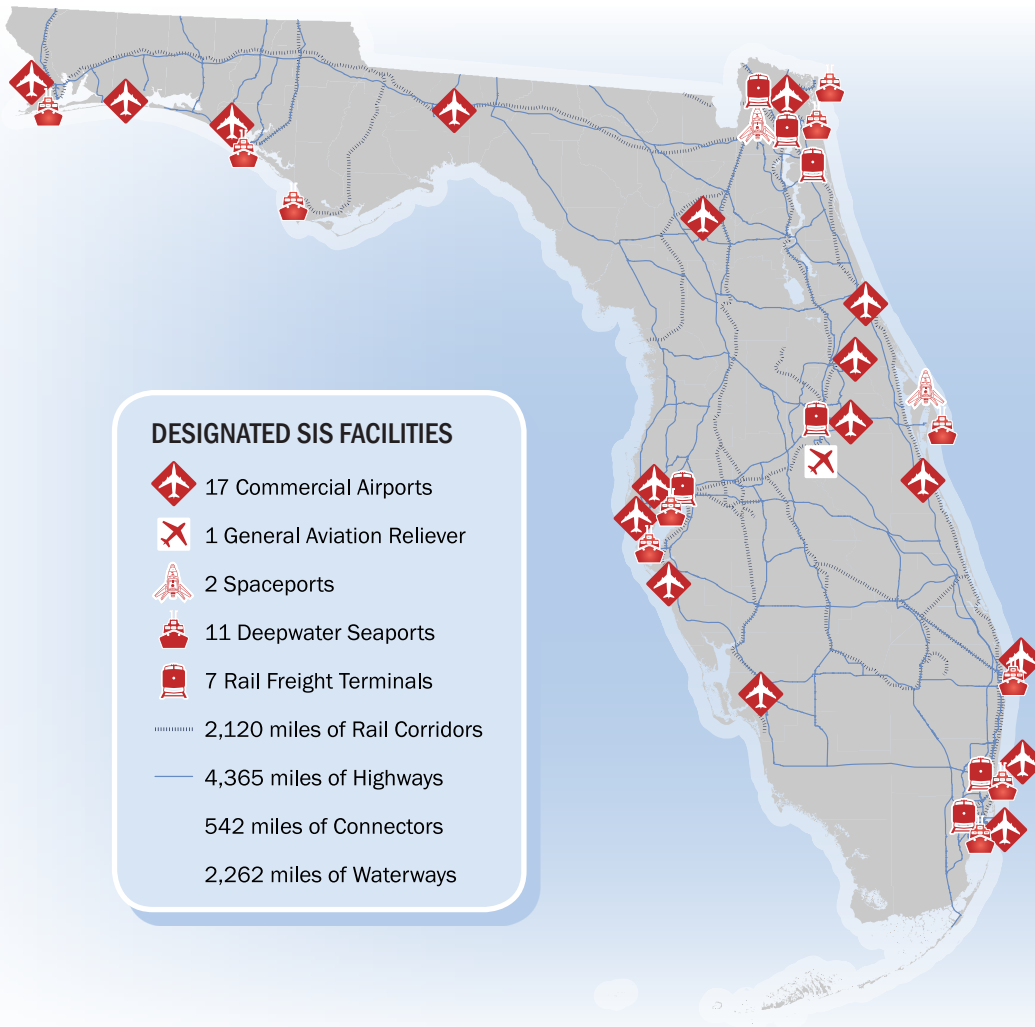
16 Fortune 500 companies have their headquarters in Florida.

## Florida's Strategic Intermodal System (SIS)

- **Strategic** – Consists of statewide and regionally significant facilities and services
- **Intermodal** – Contains all forms of transportation for moving both people and goods, including linkages for smooth and efficient transfers between modes and major facilities
- **System** – Integrates individual facilities, services, forms of transportation (modes) and linkages into a single, integrated transportation network

### The SIS was established to:

- Efficiently serve the mobility needs of Florida's citizens, businesses and visitors
- Help Florida become a worldwide economic leader, enhance economic prosperity and competitiveness, enrich quality of life and reflect responsible environmental stewardship





136 S. Bronough Street  
Tallahassee, Florida 32301



800 N. Magnolia Avenue, Suite 1100  
Orlando, Florida 32803  
(407) 956-5600



1580 Waldo Palmer Lane, Suite 1  
Tallahassee, Florida 32308  
(850) 921-1119



A message from Governor  
Scott on the future of  
Florida's Freight and Trade


### FDOT CONTACTS

**Ananth Prasad, P.E.**  
Secretary of Transportation  
Phone (850) 414-5205  
Ananth.Prasad@dot.state.fl.us

**Juan Flores**  
Administrator, Freight Logistics &  
Passenger Operations  
Phone (850) 414-5245  
Juan.Flores@dot.state.fl.us

**Richard Biter**  
Assistant Secretary for Intermodal  
Systems Development  
Phone (850) 414-5235  
Richard.Biter@dot.state.fl.us

**James Wolfe**  
District 4, Secretary  
Phone (954) 777-4110  
James.Wolfe@dot.state.fl.us



### Federal Legislative Contacts

**United States Senate**  
Bill Nelson  
Phone (202) 224-5274

**United States Senate**  
Marco Rubio  
Phone (202) 224-3071

**US House of Representatives**  
District 18, Patrick Murphy  
Phone (202) 225-3026

### State Legislative Contacts:

**Florida Senate**  
District 21, Denise Grimsley  
Phone (850) 487-5021

**Florida House of Representatives**  
District 54, Debbie Mayfield  
Phone (850) 487-5054

**Florida House of Representatives**  
District 55, Cary Pigman  
Phone (850) 717-5055

**Florida House of Representatives**  
District 83, Gayle Harrell  
Phone (850) 717-5083

**Florida House of Representatives**  
District 84, Larry Lee, Jr.  
Phone (850) 717-5084



In recognition of the significant role that freight mobility plays as an economic driver for the state, an Office of Freight, Logistics and Passenger Operations has been created at FDOT. This office has been tasked with meeting the requirements of legislation in Florida House Bill 599, as well as meeting national freight guidance offered in H.R. 4348, the Moving Ahead for Progress in the 21st Century Act (MAP-21).

HB599 requires FDOT to lead the development of a plan to "enhance the integration and connectivity of the transportation system across and between transportation modes throughout the state." For this reason, Florida is already on schedule to meet MAP-21 guidelines and has become a leader in freight issues through its ongoing work in developing a Freight Mobility and Trade Plan. For more information, please see [www.freightmovesflorida.com](http://www.freightmovesflorida.com).