

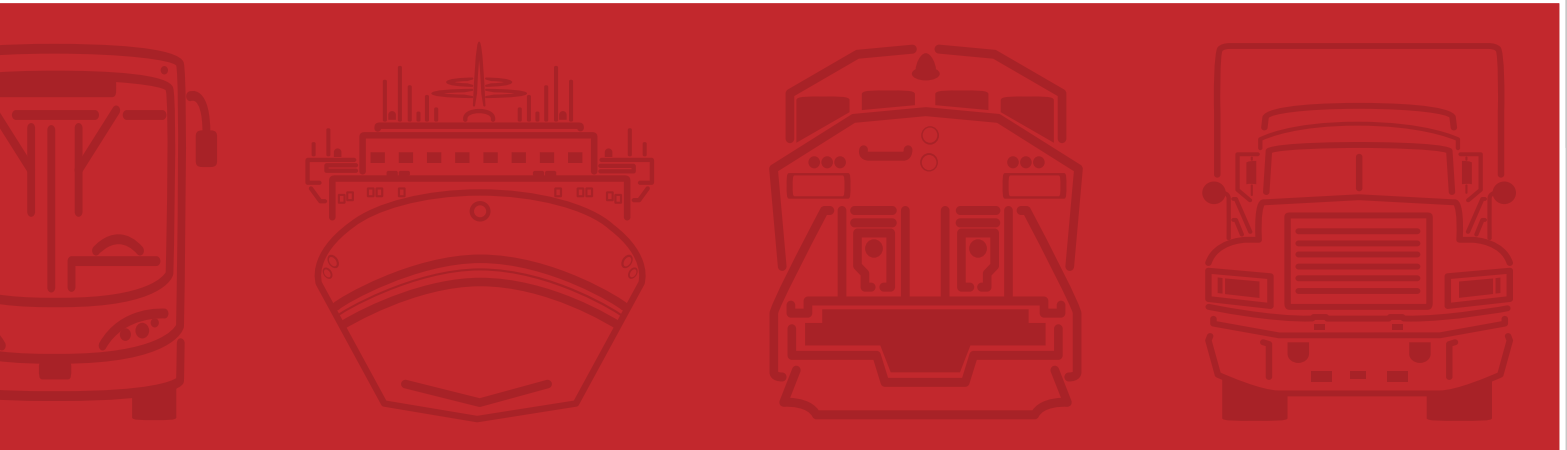


PINELLAS COUNTY FREIGHT & LOGISTICS OVERVIEW

FLORIDA DEPARTMENT OF TRANSPORTATION



FDOT MISSION:

THE DEPARTMENT WILL PROVIDE A SAFE TRANSPORTATION SYSTEM THAT ENSURES THE MOBILITY OF PEOPLE AND GOODS, ENHANCES ECONOMIC PROSPERITY AND PRESERVES THE QUALITY OF OUR ENVIRONMENT AND COMMUNITIES.



January 2013

Pinellas County

FREIGHT & LOGISTICS OVERVIEW



COUNTY SEAT	LARGEST CITY	AREA	POPULATION	POPULATION GROWTH RATE
Clearwater, FL	St. Petersburg, FL	536 square miles	916,542	22.03% (2000-2010)

Chamber of Commerce website: <http://www.pced.org/>

- The first bridge to span Tampa Bay was the Gandy causeway in 1924, and it shortened the distance between St. Petersburg and Tampa from 43 miles to 19 miles.
- Pinellas County is home to over 40,000 businesses.
- Pinellas County is the most densely populated county in Florida with 3,339 people per square mile. The next closest county in highly concentrated populations is Broward County with 1,347 people per square mile.



Top 5 Growing Industries

INDUSTRY	NET JOB CREATION
1. Educational Services	18,829
2. Administrative, Support, Waste Management, and Remediation Services	6,278
3. Professional, Scientific, and Technical Services	2,475
4. Wholesale Trade	531
5. Arts, Entertainments, and Recreation	330

Source: Florida Department of Economic Opportunity. Labor Market Statistics Center. LEHD State of Florida County Reports-Quarterly Workforce Indicators 2010-2011.



Largest Industry Sectors by Employment

INDUSTRY SECTORS	% OF WORKFORCE
1. Education and Health Services	18.9%
2. Trade, Transportation and Utilities	17.8%
3. Professional and Business Services	16.8%

Source: Enterprise Florida









Major Private Sector Employers

EMPLOYER	BUSINESS LINE	NUMBER OF EMPLOYEES
1. Home Shopping Network	Television Broadcasting	4,000
2. Fidelity Information Services	Data Processing & Related Services	4,000
3. Nielsen Media Research	All Other Publisher	3,000
4. Raymond James Financial	Securities Brokerage	2,600
5. Tech Data Corp.	Computer & Software Merchant	2,500

Source: Enterprise Florida

Key Transportation and Freight Facilities

STRATEGIC INTERMODAL SYSTEM (SIS) HIGHWAYS		I-275, US 19, US 92
SIS RAILROADS		CSX
SIS AIRPORTS		St. Petersburg Clearwater International Airport
SEAPORTS		Port of St. Petersburg, Port of Tampa
NON SIS STATE HIGHWAYS		SR 60, SR 595
GENERAL AVIATION AIRPORTS		Albert Whitted Airport, Clearwater Air Park



Top Imports

INBOUND FREIGHT	TRUCK TONNAGE
1. Nonmetallic Minerals	4,404,394
2. Bulk Movement in Boxcars	2,529,441
3. Food or Kindred Products	1,105,433
4. Clay, Concrete, Glass or Stone	1,038,105
5. Petroleum or Coal Products	636,345

Source: IHS Global Inc.'s Transearch, 2011

Top Exports

OUTBOUND FREIGHT	TRUCK TONNAGE
1. Bulk Movement in Boxcars	1,594,552
2. Clay, Concrete, Glass or Stone	477,774
3. Petroleum or Coal Products	335,342
4. Waste or Scrap Materials	265,117
5. Electrical Equipment	235,406

Source: IHS Global Inc.'s Transearch, 2011



Top Trading Partners

IMPORTS	TRUCK TONNAGE
Hillsborough County, FL	2,409,724
Hernando County, FL	1,858,256
Miami-Dade County, FL	1,153,777
Pasco County, FL	840,200
Polk County, FL	596,116

Source: IHS Global Inc.'s Transearch, 2011

Top Trading Partners

EXPORTS	TRUCK TONNAGE
Miami-Dade County, FL	556,201
Hillsborough County, FL	505,956
Broward County, FL	353,144
Palm Beach County, FL	317,753
Sarasota County, FL	167,226

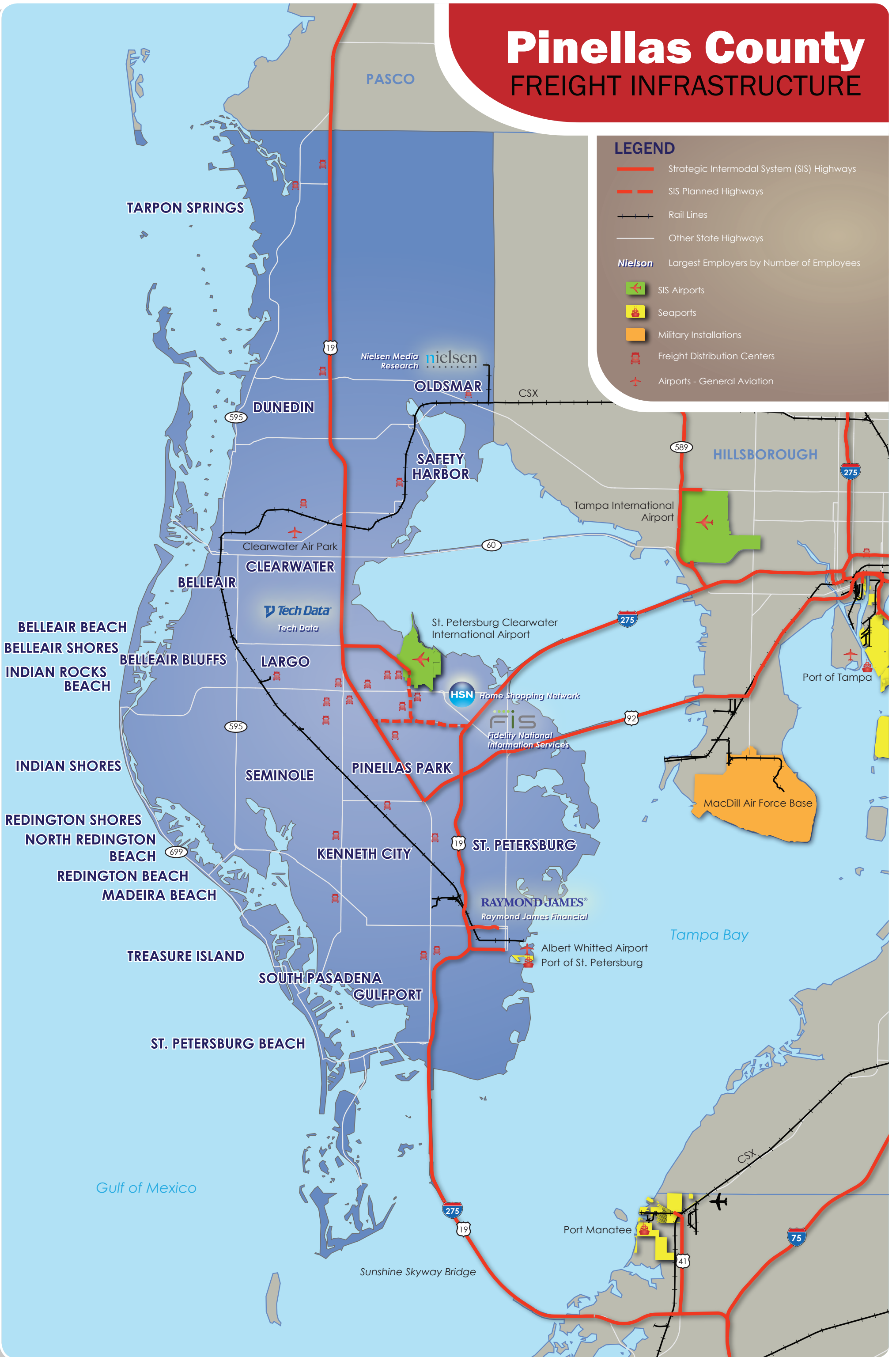
Source: IHS Global Inc.'s Transearch, 2011

Pinellas County

FREIGHT INFRASTRUCTURE

LEGEND

- Strategic Intermodal System (SIS) Highways
- - - SIS Planned Highways
- +—+—+— Rail Lines
- Other State Highways
- Nielson** Largest Employers by Number of Employees
- ✈ SIS Airports
- 🚢 Seaports
- 🏠 Military Installations
- 🚚 Freight Distribution Centers
- ✈ Airports - General Aviation



Florida

FREIGHT & LOGISTICS OVERVIEW

POPULATION	U.S. POPULATION RANK	AREA	U.S. AREA RANK	POPULATION GROWTH RATE
18.8 million	4th	53,625 sq. mi.	22nd	17.6% (2000-2010)

Chamber of Commerce website: <http://www.flchamber.org>

Top Employment Sectors

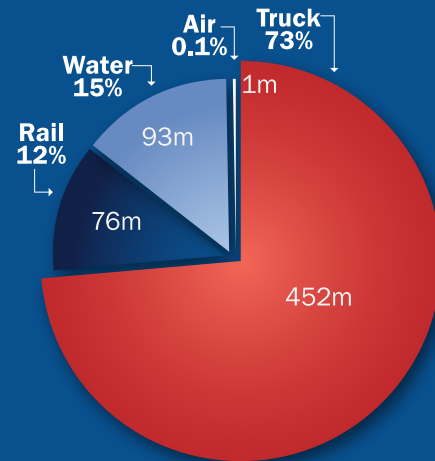
(Nonagricultural Business Groups by Industry)

1. Trade, Transportation, and Utilities
2. Education and Health Services
3. Government Services
4. Professional and Business Services
5. Healthcare and Social Assistance
6. Leisure and Hospitality

Source: Department of Economic Opportunity-Current Employment Statistics (2012)

DOMESTIC AND INTERNATIONAL MODAL MIX

(millions of tons)



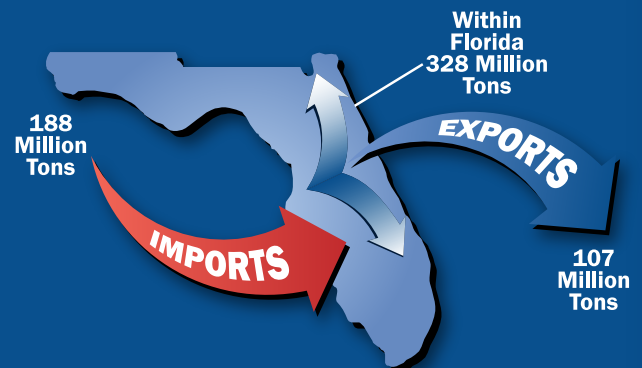
Source: Trade & Logistics Study, Florida Chamber 2009

Top Business Sector Initiatives for Retention and Promotion

1. Clean Energy
2. Information Technology
3. Life Sciences
4. Aviation/ Aerospace
5. Homeland Security/ Defense
6. Financial/ Professional Services

Source: Florida Chamber of Commerce

TOTAL FREIGHT FLOWS



Source: Trade & Logistics Study, Florida Chamber 2009

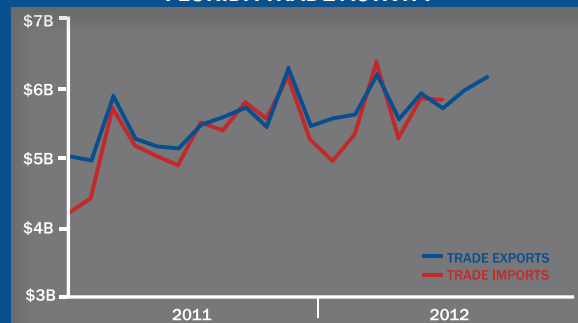
Top International Trade Partners

The state of Florida is a major international hub accounting for approximately \$149 billion in international trade activity in 2011.

EXPORTS		IMPORTS	
1. Switzerland		1. China	
2. Brazil		2. Mexico	
3. Venezuela		3. Japan	
4. Canada		4. Canada	
5. Colombia		5. Colombia	

Source: Trade & Logistics Study, Florida Chamber 2009

FLORIDA TRADE ACTIVITY



Florida infrastructure moves 762 million tons of freight traffic annually.

The state highway system sees 195,755 million annual vehicle miles of travel.

Truck travel accounted for approximately 11% of vehicle miles traveled on the SIS in 2010.

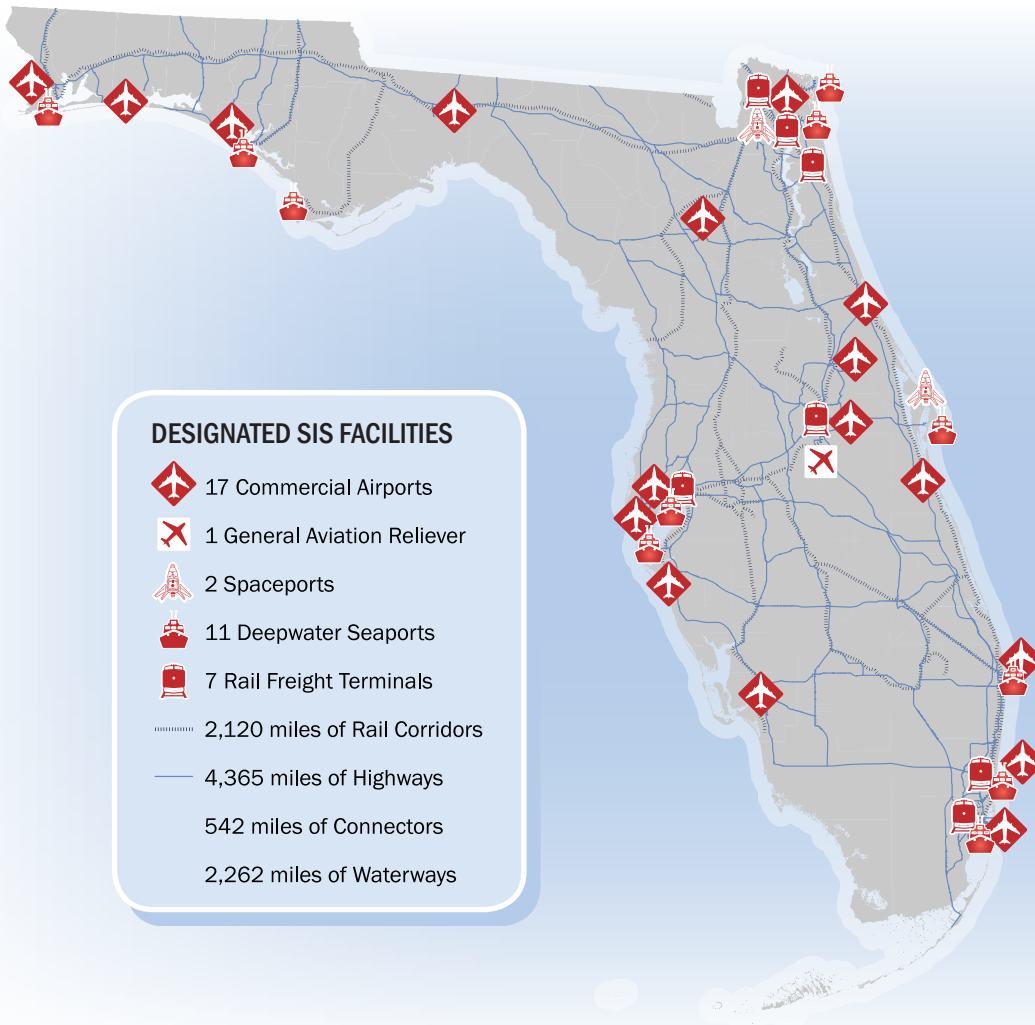
Florida has over 2,700 miles of rail lines, which move over 98 million tons of freight annually.

Florida's Strategic Intermodal System (SIS)

- **Strategic** – Consists of statewide and regionally significant facilities and services
- **Intermodal** – Contains all forms of transportation for moving both people and goods, including linkages for smooth and efficient transfers between modes and major facilities
- **System** – Integrates individual facilities, services, forms of transportation (modes) and linkages into a single, integrated transportation network

The SIS was established to:

- Efficiently serve the mobility needs of Florida's citizens, businesses and visitors
- Help Florida become a worldwide economic leader, enhance economic prosperity and competitiveness, enrich quality of life and reflect responsible environmental stewardship



Florida has 784 aviation facilities, 129 public use, and 19 have commercial service.

The state boasts 2 spaceports and 5 active launch facilities.

Florida's 15 deepwater seaports moved 106.4 million tons of cargo and handled 2.8 million TEU's (20 foot equivalent container unit) in 2010.

Seven of the 15 seaports in Florida carried 12.7 million passengers, 12.1 million of which sailed on multi-day cruises in 2010.

100% of SIS waterborne freight in Florida is on a coastal or international shipping route.

16 Fortune 500 companies have their headquarters in Florida.



136 S. Bronough Street
Tallahassee, Florida 32301



800 N. Magnolia Avenue, Suite 1100
Orlando, Florida 32803
(407) 956-5600



1580 Waldo Palmer Lane, Suite 1
Tallahassee, Florida 32308
(850) 921-1119



A message from Governor
Scott on the future of
Florida's Freight and Trade


FDOT CONTACTS

Ananth Prasad, P.E.
Secretary of Transportation
Phone (850) 414-5205
Ananth.Prasad@dot.state.fl.us

Juan Flores
Administrator, Freight Logistics &
Passenger Operations
Phone (850) 414-5245
Juan.Flores@dot.state.fl.us

Richard Biter
Assistant Secretary for Intermodal
Systems Development
Phone (850) 414-5235
Richard.Biter@dot.state.fl.us

Paul Steinman, P.E.
District 7, Secretary
Phone (813) 975-6000



Federal Legislative Contacts

United States Senate
Bill Nelson
Phone (202) 224-5274

United States Senate
Marco Rubio
Phone (202) 224-3041

US House of Representatives
Congressional District 12, Gus Bilirakis
Phone (202) 225-5755

US House of Representatives
District 13, C.W. Bill Young
Phone (202) 225-5961

US House of Representatives
District 14, Kathy Castor
Phone (202) 225-3376

State Legislative Contacts:

Florida Senate
District 19, Arthenia L. Joyner
Phone (850) 487-5019

Florida Senate
District 20, Jack Latvala
Phone (850) 487-5020

Florida Senate
District 22, Jeff Brandes
Phone (850) 487-5022

Florida House of Representatives
Districts 64, James Grant
Phone (850) 717-5064

Florida House of Representatives
Districts 65, Carl Zimmerman
Phone (850) 717-5065


Florida House of Representatives
Districts 66, Larry Ahern
Phone (850) 717-5066

Florida House of Representatives
Districts 67, Ed Hooper
Phone (850) 717-5067

Florida House of Representatives
Districts 68, Dwight Dudley
Phone (850) 717-5068

Florida House of Representatives
Districts 69, Kathleen Peters
Phone (850) 717-5069

Florida House of Representatives
Districts 70, Daryl Rouson
Phone (850) 717-5070



In recognition of the significant role that freight mobility plays as an economic driver for the state, an Office of Freight, Logistics and Passenger Operations has been created at FDOT. This office has been tasked with meeting the requirements of legislation in Florida House Bill 599, as well as meeting national freight guidance offered in H.R. 4348, the Moving Ahead for Progress in the 21st Century Act (MAP-21).

HB599 requires FDOT to lead the development of a plan to "enhance the integration and connectivity of the transportation system across and between transportation modes throughout the state." For this reason, Florida is already on schedule to meet MAP-21 guidelines and has become a leader in freight issues through its ongoing work in developing a Freight Mobility and Trade Plan. For more information, please see www.freightmovesflorida.com.