
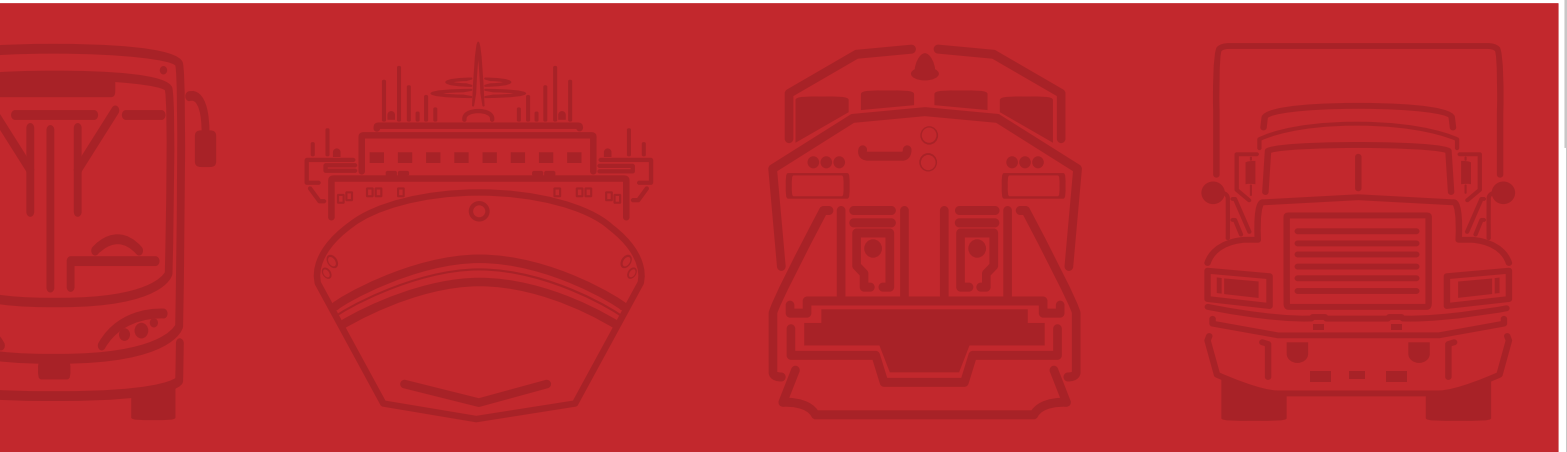


# PALM BEACH COUNTY FREIGHT & LOGISTICS OVERVIEW

Florida Department of Transportation



**FDOT MISSION:**

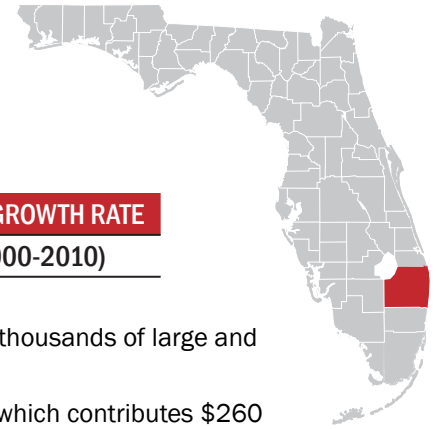
THE DEPARTMENT WILL PROVIDE A SAFE TRANSPORTATION SYSTEM THAT ENSURES THE MOBILITY OF PEOPLE AND GOODS, ENHANCES ECONOMIC PROSPERITY AND PRESERVES THE QUALITY OF OUR ENVIRONMENT AND COMMUNITIES.



January 2013

# Palm Beach County

## FREIGHT & LOGISTICS OVERVIEW



COUNTY SEAT	LARGEST CITY	AREA	POPULATION	POPULATION GROWTH RATE
West Palm Beach, FL	West Palm Beach, FL	2,387 sq. mi.	1,320, 134	16.7% (2000-2010)

Primary Economic Development Contact: <http://www.bdb.org/>

- Palm Beach County has 38 municipalities, and is home to more than 1.2 million people and thousands of large and small businesses.
- At the Port of Palm Beach, approximately 2,400 people are employed directly and indirectly, which contributes \$260 million in business revenue and \$12 million in State and Federal taxes. Over \$7 billion worth of commodities moves through the port each year.
- 100% of the exported raw sugar that is produced in the Everglades area, almost 900,000 tons, is shipped through the Port of Palm Beach.



### Top 5 Growing Industries

INDUSTRY	NET JOB CREATION
1. Retail Trade	11,302
2. Accommodation and Food Services	8,850
3. Administrative, Support, Waste Management, and Remediation Services	5,254
4. Professional, Scientific, and Technical Services	3,083
5. Arts, Entertainment, and Recreation	1,056

Source: Florida Department of Economic Opportunity, Labor Market Statistics Center, LEHD State of Florida County Reports-Quarterly Workforce Indicators 2010-2011



### Largest Industry Sectors by Employment

INDUSTRY SECTORS	% OF WORKFORCE
1. Trade, Transportation, and Utilities	19.5%
2. Education and Health Services	16.6%
3. Leisure and Hospitality	16.2%

Source: Enterprise Florida








### Major Private Sector Employers

EMPLOYER	BUSINESS LINE	NUMBER OF EMPLOYEES
1. Tenet Healthcare Corporation	Healthcare	4,500
2. Hospital Corporation of America	Healthcare	3,411
3. Florida Power & Light	Electric Utilities	3,250
4. The Breakers	Hotels	2,300
5. Office Depot	Headquarters	2,180

Source: Enterprise Florida

# Key Transportation and Freight Facilities

STRATEGIC INTERMODAL SYSTEM (SIS) HIGHWAYS		I-95, Florida's Turnpike, US 27, SR 80, SR 710
SIS RAILROADS		FEC, CSX, FDOT/Tri-Rail, South Central Florida Express
SIS AIRPORTS		Palm Beach International Airport
SIS SEAPORTS		Port of Palm Beach
NON SIS STATE HIGHWAYS		US 1, SR 7, SR A1A
GENERAL AVIATION AIRPORTS		North Palm Beach County, Belle Glade State Municipal, Palm Beach County Glades, Palm Beach County Park, Boca Raton Airport



## Top Imports


INBOUND FREIGHT	TRUCK TONNAGE
1. Bulk Movement in Boxcars	4,484,751
2. Food or Kindred Products	1,832,961
3. Nonmetallic Minerals	1,728,523
4. Clay, Concrete, Glass or Stone	1,613,199
5. Petroleum or Coal Products	1,017,048

Source: IHS Global Inc.'s Transearch, 2011

## Top Exports

OUTBOUND FREIGHT	TRUCK TONNAGE
1. Farm Products	5,212,208
2. Bulk Movement in Boxcars	2,003,261
3. Clay, Concrete, Glass or Stone	1,507,689
4. Food or Kindred Products	1,280,934
5. Nonmetallic Minerals	681,674

Source: IHS Global Inc.'s Transearch, 2011



## Top Trading Partners

IMPORTS	TRUCK TONNAGE
Miami-Dade County, FL	3,085,276
Broward County, FL	1,427,696
St. Lucie County, FL	1,355,055
Polk County, FL	567,290
Orange County, FL	524,712

Source: IHS Global Inc.'s Transearch, 2011

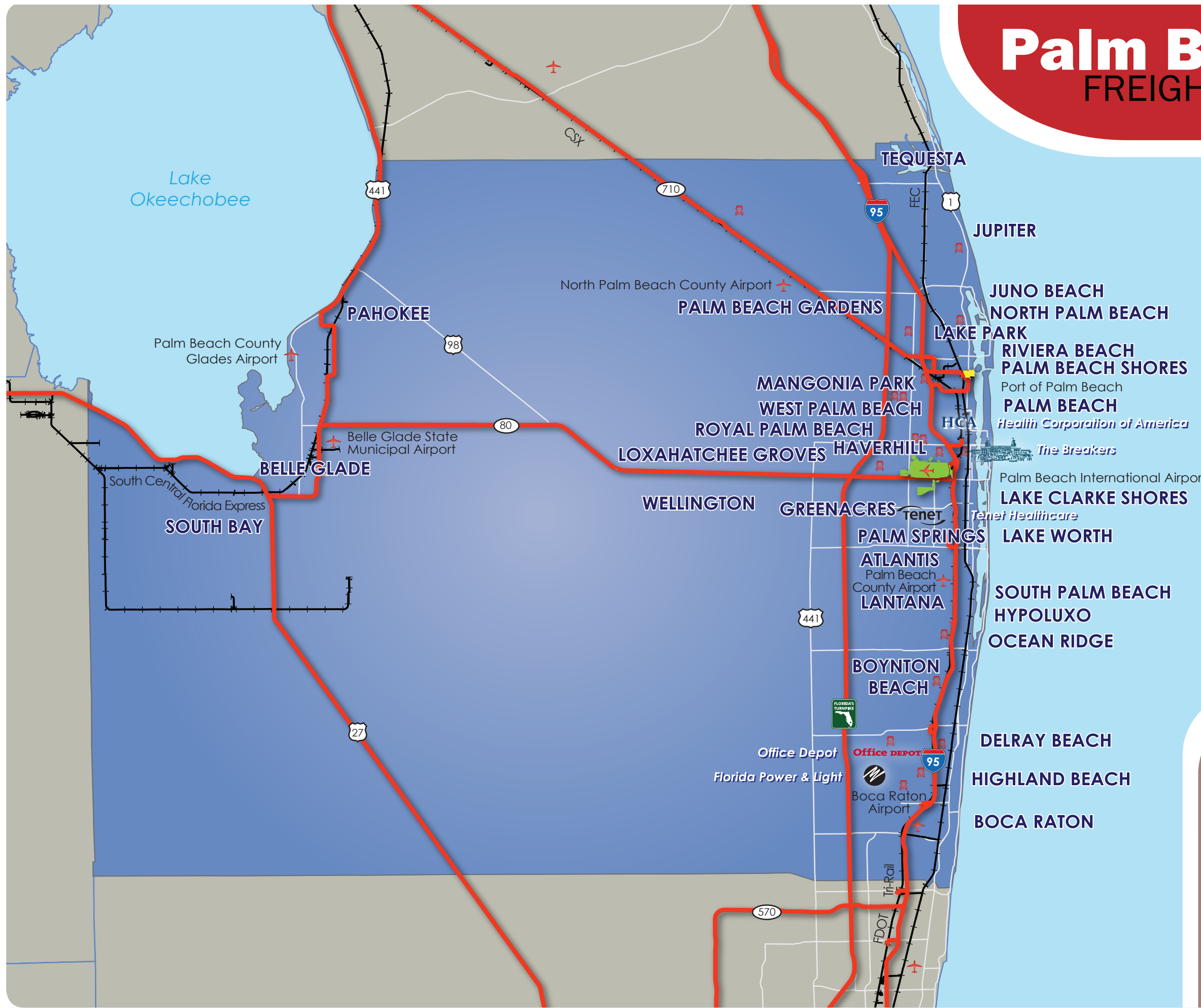
## Top Trading Partners

EXPORTS	TRUCK TONNAGE
Miami-Dade County, FL	2,457,288
Broward County, FL	1,923,825
Hendry County, FL	1,276,530
Duval County, FL	632,480
Orange County, FL	466,308

Source: IHS Global Inc.'s Transearch, 2011

# Palm Beach County

## FREIGHT INFRASTRUCTURE



### LEGEND

-  Strategic Intermodal System (SIS) Highways
-  Rail Lines
-  Other State Highways
- Publix**  Largest Employers by Number of Employees
-  SIS Airports
-  Seaports
-  Freight Distribution Centers
-  Airports - General Aviation

# Florida

## FREIGHT & LOGISTICS OVERVIEW

POPULATION	POPULATION RANK	AREA	AREA RANK	POPULATION GROWTH RATE
18.8 million	4th	53,625 sq. mi.	22nd	17.6% (2000-2010)

Chamber of Commerce website: <http://www.flchamber.org>

### Top Employment Sectors

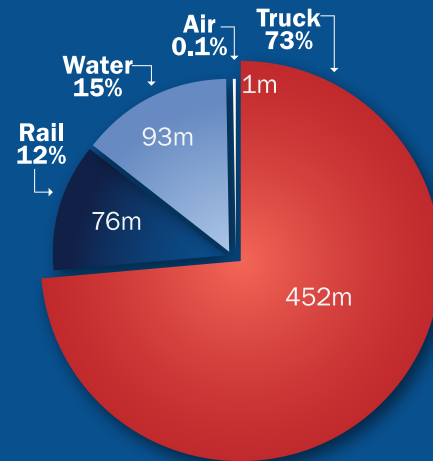
(Nonagricultural Business Groups by Industry)

1. Trade, Transportation, and Utilities
2. Education and Health Services
3. Government Services
4. Professional and Business Services
5. Healthcare and Social Assistance
6. Leisure and Hospitality

Source: Department of Economic Opportunity-Current Employment Statistics (2012)

### DOMESTIC AND INTERNATIONAL MODAL MIX

(millions of tons)



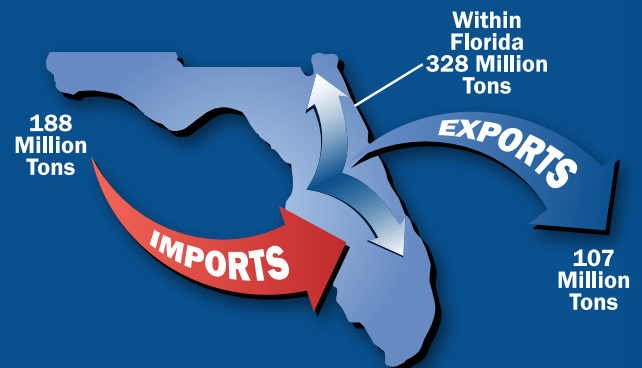
Source: Trade & Logistics Study, Florida Chamber 2009

### Top Business Sector Initiatives for Retention and Promotion

1. Clean Energy
2. Information Technology
3. Life Sciences
4. Aviation/ Aerospace
5. Homeland Security/ Defense
6. Financial/ Professional Services

Source: Florida Chamber of Commerce

### TOTAL FREIGHT FLOWS



Source: Trade & Logistics Study, Florida Chamber 2009

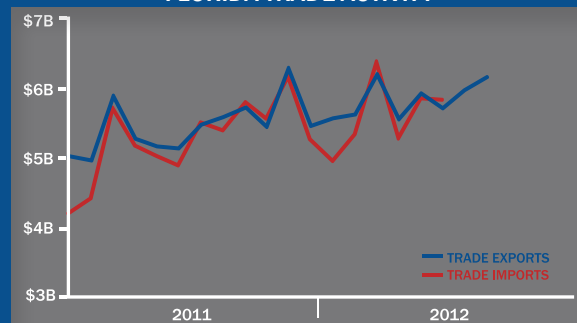
### Top International Trade Partners

The state of Florida is a major international hub accounting for approximately \$149 billion in international trade activity in 2011.

EXPORTS		IMPORTS	
1. Switzerland		1. China	
2. Brazil		2. Mexico	
3. Venezuela		3. Japan	
4. Canada		4. Canada	
5. Colombia		5. Colombia	

Source: Trade & Logistics Study, Florida Chamber 2009

### FLORIDA TRADE ACTIVITY



Florida infrastructure moves 762 million tons of freight traffic annually.

The state highway system sees 195,755 million annual vehicle miles of travel.

Truck travel accounted for approximately 11% of vehicle miles traveled on the SIS in 2010.

Florida has over 2,700 miles of rail lines, which move over 98 million tons of freight annually.

Florida has 784 aviation facilities, 129 public use, and 19 have commercial service.

The state boasts 2 spaceports and 5 active launch facilities.

Florida's 15 deepwater seaports moved 106.4 million tons of cargo and handled 2.8 million TEU's (20 foot equivalent container unit) in 2010.

Seven of the 15 seaports in Florida carried 12.7 million passengers, 12.1 million of which sailed on multi-day cruises in 2010.

100% of SIS waterborne freight in Florida is on a coastal or international shipping route.

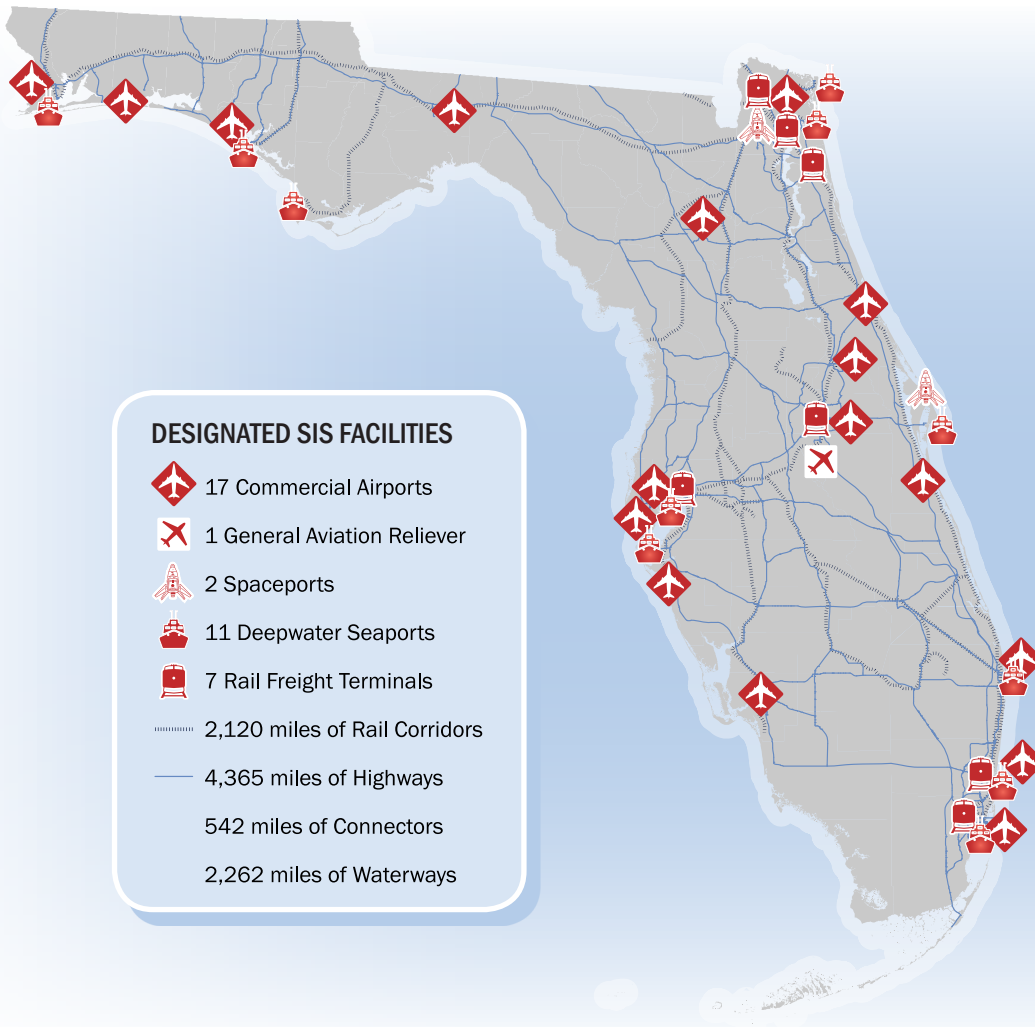
16 Fortune 500 companies have their headquarters in Florida.

## Florida's Strategic Intermodal System (SIS)

- **Strategic** – Consists of statewide and regionally significant facilities and services
- **Intermodal** – Contains all forms of transportation for moving both people and goods, including linkages for smooth and efficient transfers between modes and major facilities
- **System** – Integrates individual facilities, services, forms of transportation (modes) and linkages into a single, integrated transportation network

### The SIS was established to:

- Efficiently serve the mobility needs of Florida's citizens, businesses and visitors
- Help Florida become a worldwide economic leader, enhance economic prosperity and competitiveness, enrich quality of life and reflect responsible environmental stewardship





136 S. Bronough Street  
Tallahassee, Florida 32301



800 N. Magnolia Avenue, Suite 1100  
Orlando, Florida 32803  
(407) 956-5600



1580 Waldo Palmer Lane, Suite 1  
Tallahassee, Florida 32308  
(850) 921-1119



A message from Governor  
Scott on the future of  
Florida's Freight and Trade


**FDOT CONTACTS**

**Ananth Prasad, P.E.**  
Secretary of Transportation  
Phone (850) 414-5205  
Ananth.Prasad@dot.state.fl.us

**Juan Flores**  
Administrator, Freight Logistics &  
Passenger Operations  
Phone (850) 414-5245  
Juan.Flores@dot.state.fl.us  
**Richard Biter**

Assistant Secretary for Intermodal  
Systems Development  
Phone (850) 414-5235  
Richard.Biter@dot.state.fl.us

**James Wolfe**  
District 4, Secretary  
Phone (954) 777-4110  
James.Wolfe@dot.state.fl.us



**FEDERAL LEGISLATIVE CONTACTS**

**United States Senate**  
Bill Nelson  
Phone (202) 224-5274

**United States Senate**  
Marco Rubio  
Phone (202) 224-3041

**U.S. House of Representative**  
District 18, Patrick Murphy  
Phone (202) 225-3026

**U.S. House of Representative**  
District 20, Alcee Hastings  
Phone (202) 225-1313

**U.S. House of Representative**  
District 21, Theodore Deutch  
Phone (202) 225-3001

**U.S. House of Representative**  
District 22, Lois Frankel  
Phone (202) 225-9890

**STATE LEGISLATIVE CONTACTS**

**Florida Senate**  
District 25, Joseph Abruzzo  
Phone (850) 487-5025

**Florida Senate**  
District 27, Jeff Clemens  
Phone (850) 487-5027

**Florida Senate**  
District 32, Joe Negron  
Phone (850) 487-5032

**Florida Senate**  
District 34, Maria Sachs  
Phone (850) 487-5034

**Florida Senate**  
District 81, Kevin Rader  
Phone (850) 717-5081

**Florida House of Representatives**  
District 82, MaryLynn Mager  
Phone (850) 717-5082

**Florida House of Representatives**  
District 85, Patrick Rooney  
Phone (850) 717-5085

**Florida House of Representatives**  
District 86, Mark Pafford  
Phone (850) 717-5086


**Florida House of Representatives**  
District 87, Dave Kerner  
Phone (850) 717-5087

**Florida House of Representatives**  
District 88, Bobby Powell  
Phone (850) 717-5088

**Florida House of Representatives**  
District 89, Bill Hager  
Phone (850) 717-5089

**Florida House of Representatives**  
District 90, Lori Berman  
Phone (850) 717-5090

**Florida House of Representatives**  
District 91, Irving "Irv" Slosberg  
Phone (850) 717-5091



In recognition of the significant role that freight mobility plays as an economic driver for the state, an Office of Freight, Logistics and Passenger Operations has been created at FDOT. This office has been tasked with meeting the requirements of legislation in Florida House Bill 599, as well as meeting national freight guidance offered in H.R. 4348, the Moving Ahead for Progress in the 21st Century Act (MAP-21).

HB599 requires FDOT to lead the development of a plan to "enhance the integration and connectivity of the transportation system across and between transportation modes throughout the state." For this reason, Florida is already on schedule to meet MAP-21 guidelines and has become a leader in freight issues through its ongoing work in developing a Freight Mobility and Trade Plan. For more information, please see [www.freightmovesflorida.com](http://www.freightmovesflorida.com).