
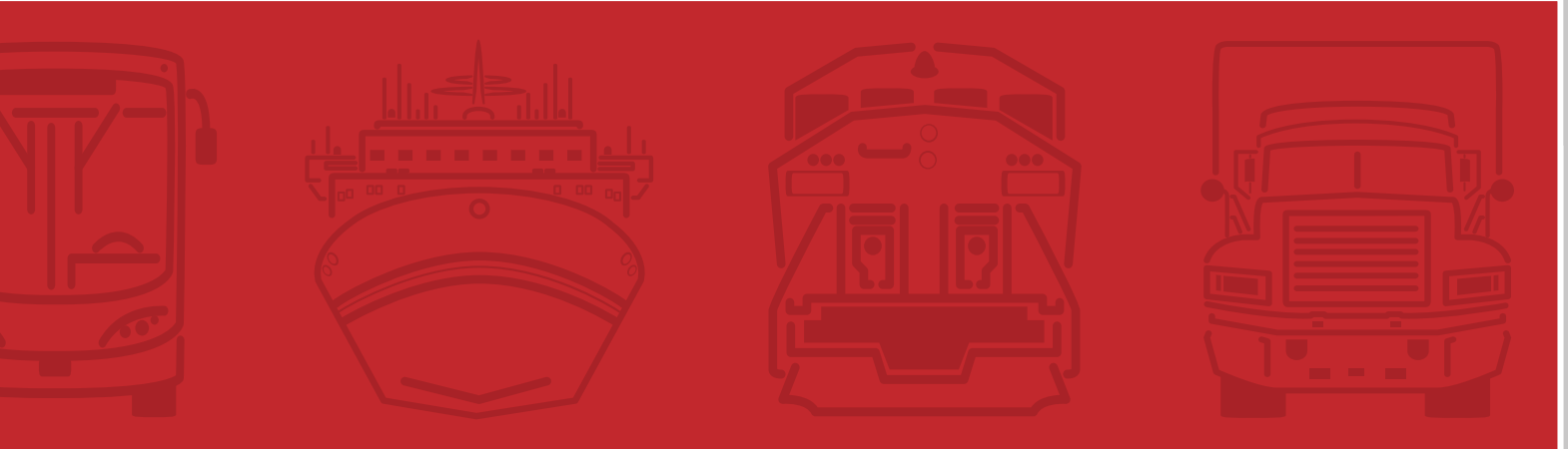


# BAY COUNTY

## FREIGHT & LOGISTICS OVERVIEW

FLORIDA DEPARTMENT OF TRANSPORTATION



### FDOT MISSION:

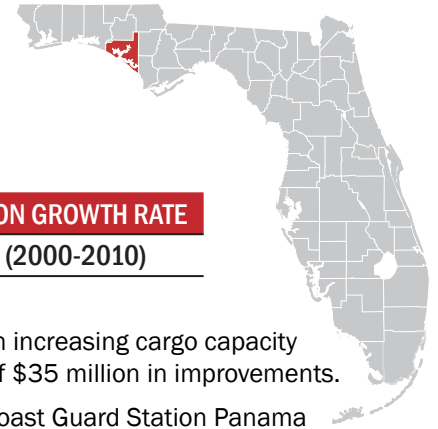
THE DEPARTMENT WILL PROVIDE A SAFE TRANSPORTATION SYSTEM THAT ENSURES THE MOBILITY OF PEOPLE AND GOODS, ENHANCES ECONOMIC PROSPERITY AND PRESERVES THE QUALITY OF OUR ENVIRONMENT AND COMMUNITIES.



January 2013

# Bay County

## FREIGHT & LOGISTICS OVERVIEW



COUNTY SEAT	LARGEST CITY	AREA	POPULATION	POPULATION GROWTH RATE
Panama City, FL	Panama City, FL	1,033 Square Miles	168,852	13.9% (2000-2010)

Primary Economic Development Contact: <http://www.bayeda.com>


- The Port of Panama City is a growing deep-water port and international gateway that plans on increasing cargo capacity over the next five years to an annual level of 2.4 million tons a year through the investment of \$35 million in improvements.
- Bay County is home to Naval Support Activity Panama City, Tyndall Air Force Base, and U.S. Coast Guard Station Panama City. Approximately 60 defense contractors have a presence in Bay County.
- The West Bay Sector Plan is a 75,000 acre multi-use master planned development anchored by the Northwest Florida Beaches International Airport. Venture Crossings Enterprise Centre is the first phase of development, accommodating industrial, commercial and retail space.



### Top 5 Growing Industries

INDUSTRY	NET JOB CREATION
1. Retail Trade	725
2. Other Services (except Public Administration)	321
3. Transportation and Warehousing	273
4. Professional, Scientific, and Technical Services	269
5. Educational Services	179

Source: Florida Department of Economic Opportunity, Labor Market Statistics Center, LEHD State of Florida County Reports-Quarterly Workforce Indicators 2010-2011



### Largest Industry Sectors by Employment

INDUSTRY SECTORS	% OF WORKFORCE
1. Trade, Transportation and Utilities	17.3%
2. Leisure and Hospitality	16.9%
3. Education and Health Services	11.6%

Source: Enterprise Florida









### Major Private Sector Employers


EMPLOYER	BUSINESS LINE	NUMBER OF EMPLOYEES
1. Bay Medical Center	Healthcare	2,000
2. Wal-Mart	Retail	1,250
3. Eastern	Ship Building	850
4. Gulf Coast Medical Center	Healthcare	800
5. Smurfit-Stone Container Corporation	Kraft Linerboard	600

Source: Enterprise Florida



## Key Transportation and Freight Facilities

STRATEGIC INTERMODAL SYSTEM (SIS) HIGHWAYS		US 231, SR 77, SR 79, SR 368, SR 390
SIS RAILROADS		Bayline
SIS AIRPORTS		Northwest Florida Beaches International Airport
SEAPORTS		Port of Panama City
NON SIS STATE HIGHWAYS		US 98, SR 20, SR 22
GENERAL AVIATION AIRPORTS		Calhoun County Airport



## Top Imports


INBOUND FREIGHT	TRUCK TONNAGE
1. Petroleum or Coal Products	910,155
2. Coal	519,249
3. Bulk Movement in Boxcars	490,806
4. Food or Kindred Products	467,275
5. Clay, Concrete, Glass or Stone	290,799

Source: IHS Global Inc.'s Transearch, 2011

## Top Exports

OUTBOUND FREIGHT	TRUCK TONNAGE
1. Bulk Movement in Boxcars	1,019,690
2. Lumber or Wood Products	369,646
3. Primary Metal Products	235,456
4. Waste or Scrap Materials	166,243
5. Clay, Concrete, Glass or Stone	78,172

Source: IHS Global Inc.'s Transearch, 2011



## Top Trading Partners

IMPORTS	TRUCK TONNAGE
Mobile County, AL	544,308
Jackson County, MS	182,611
Miami-Dade County, FL	173,779
Walton County, FL	165,758
Gadsden County, FL	109,993

Source: IHS Global Inc.'s Transearch, 2011

## Top Trading Partners

EXPORTS	TRUCK TONNAGE
Miami-Dade County, FL	126,337
Okaloosa County, FL	117,187
Broward County, FL	110,729
Palm Beach County, FL	93,639
Hillsborough County, FL	91,212

Source: IHS Global Inc.'s Transearch, 2011



# Bay County

## FREIGHT INFRASTRUCTURE

# Florida

## FREIGHT & LOGISTICS OVERVIEW

POPULATION	U.S. POPULATION RANK	AREA	U.S. AREA RANK	POPULATION GROWTH RATE
18.8 million	4th	53,625 sq. mi.	22nd	17.6% (2000-2010)

Chamber of Commerce website: <http://www.flchamber.org>

### Top Employment Sectors

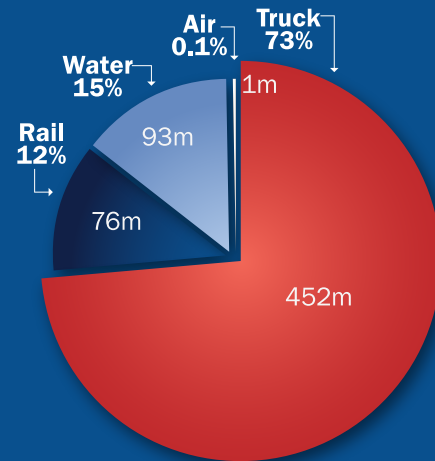
(Nonagricultural Business Groups by Industry)

1. Trade, Transportation, and Utilities
2. Education and Health Services
3. Government Services
4. Professional and Business Services
5. Healthcare and Social Assistance
6. Leisure and Hospitality

Source: Department of Economic Opportunity-Current Employment Statistics (2012)

### DOMESTIC AND INTERNATIONAL MODAL MIX

(millions of tons)



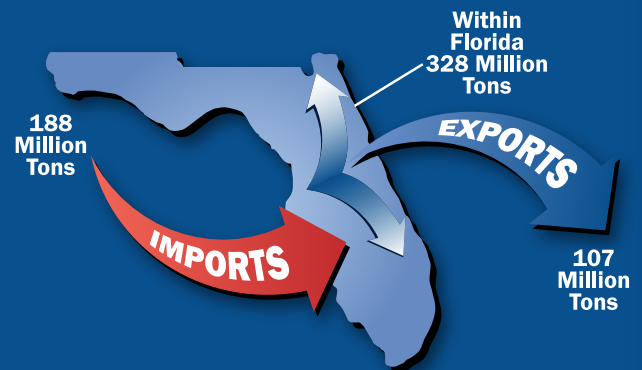
Source: Trade & Logistics Study, Florida Chamber 2009

### Top Business Sector Initiatives for Retention and Promotion

1. Clean Energy
2. Information Technology
3. Life Sciences
4. Aviation/ Aerospace
5. Homeland Security/ Defense
6. Financial/ Professional Services

Source: Florida Chamber of Commerce

### TOTAL FREIGHT FLOWS



Source: Trade & Logistics Study, Florida Chamber 2009

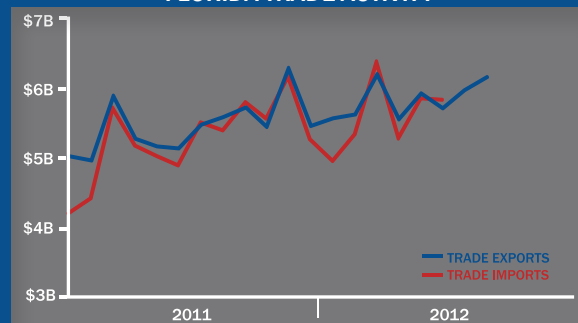
### Top International Trade Partners

The state of Florida is a major international hub accounting for approximately \$149 billion in international trade activity in 2011.

EXPORTS		IMPORTS	
1. Switzerland		1. China	
2. Brazil		2. Mexico	
3. Venezuela		3. Japan	
4. Canada		4. Canada	
5. Colombia		5. Colombia	

Source: Trade & Logistics Study, Florida Chamber 2009

### FLORIDA TRADE ACTIVITY





Florida infrastructure moves 762 million tons of freight traffic annually.

The state highway system sees 195,755 million annual vehicle miles of travel.

Truck travel accounted for approximately 11% of vehicle miles traveled on the SIS in 2010.

Florida has over 2,700 miles of rail lines, which move over 98 million tons of freight annually.

Florida has 784 aviation facilities, 129 public use, and 19 have commercial service.

The state boasts 2 spaceports and 5 active launch facilities.

Florida's 15 deepwater seaports moved 106.4 million tons of cargo and handled 2.8 million TEU's (20 foot equivalent container unit) in 2010.

Seven of the 15 seaports in Florida carried 12.7 million passengers, 12.1 million of which sailed on multi-day cruises in 2010.

100% of SIS waterborne freight in Florida is on a coastal or international shipping route.

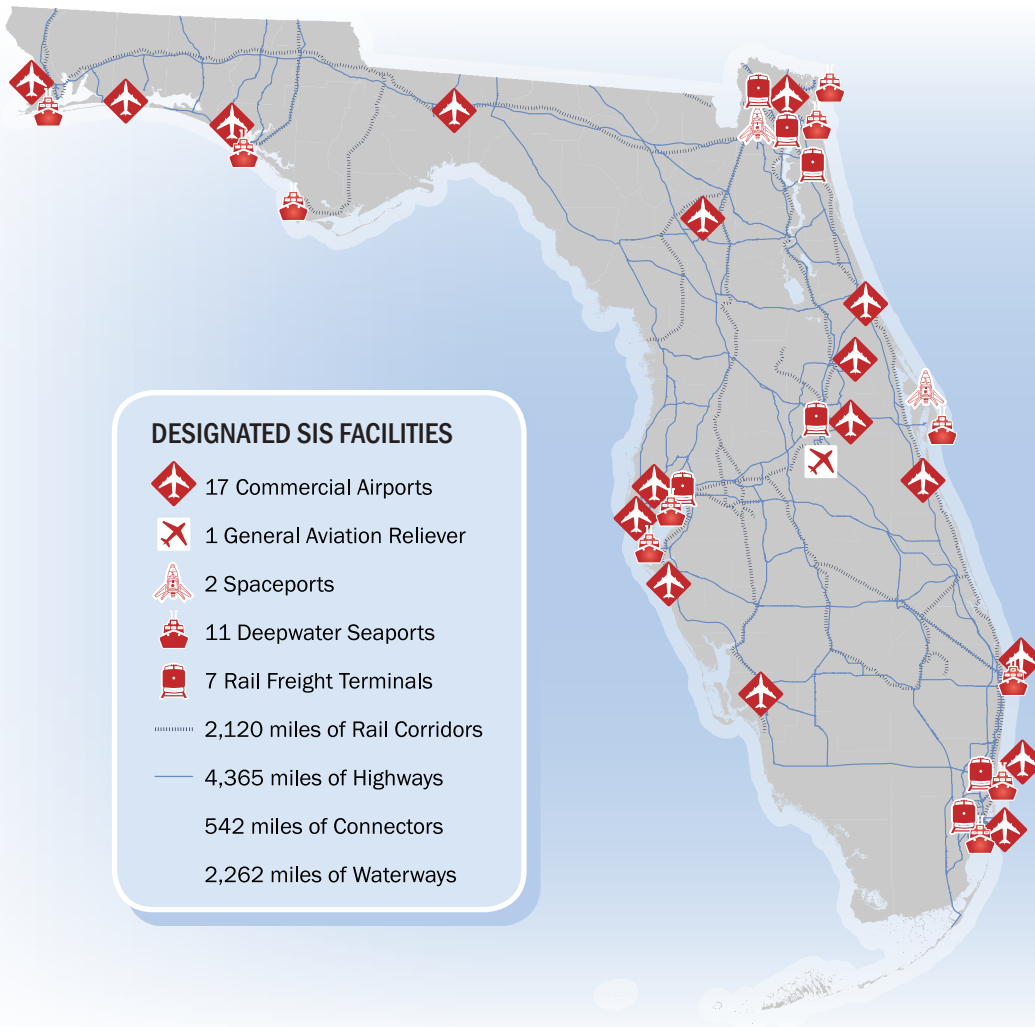
16 Fortune 500 companies have their headquarters in Florida.

## Florida's Strategic Intermodal System (SIS)

- **Strategic** – Consists of statewide and regionally significant facilities and services
- **Intermodal** – Contains all forms of transportation for moving both people and goods, including linkages for smooth and efficient transfers between modes and major facilities
- **System** – Integrates individual facilities, services, forms of transportation (modes) and linkages into a single, integrated transportation network

### The SIS was established to:

- Efficiently serve the mobility needs of Florida's citizens, businesses and visitors
- Help Florida become a worldwide economic leader, enhance economic prosperity and competitiveness, enrich quality of life and reflect responsible environmental stewardship





136 S. Bronough Street  
Tallahassee, Florida 32301



800 N. Magnolia Avenue, Suite 1100  
Orlando, Florida 32803  
(407) 956-5600



1580 Waldo Palmer Lane, Suite 1  
Tallahassee, Florida 32308  
(850) 921-1119



A message from Governor  
Scott on the future of  
Florida's Freight and Trade


### FDOT CONTACTS

**Ananth Prasad, P.E.**  
Secretary of Transportation  
Phone (850) 414-5205  
Ananth.Prasad@dot.state.fl.us

**Juan Flores**  
Administrator, Freight Logistics &  
Passenger Operations  
Phone (850) 414-5245  
Juan.Flores@dot.state.fl.us

**Richard Biter**  
Assistant Secretary for Intermodal  
Systems Development  
Phone (850) 414-5235  
Richard.Biter@dot.state.fl.us

**Tommy Barfield**  
District 3, Secretary  
Phone (850) 415-9200  
Tommy.Barfield@dot.state.fl.us



### Federal Legislative Contacts

**United States Senate**  
Bill Nelson  
Phone (202) 224-5274

**United States Senate**  
Marco Rubio  
Phone (202) 224-3041

**US House of Representatives**  
District 2, Steve Southerland  
Phone (202) 225-5235

### State Legislative Contacts:

**Florida Senate**  
District 1, Greg Evers  
Phone (850) 487-5001

**Florida House of Representatives**  
District 5, Marti Coley  
Phone (850) 717-5005

**Florida House of Representatives**  
District 6, Jimmy Patronis  
Phone (850) 717-5006



In recognition of the significant role that freight mobility plays as an economic driver for the state, an Office of Freight, Logistics and Passenger Operations has been created at FDOT. This office has been tasked with meeting the requirements of legislation in Florida House Bill 599, as well as meeting national freight guidance offered in H.R. 4348, the Moving Ahead for Progress in the 21st Century Act (MAP-21).

HB599 requires FDOT to lead the development of a plan to "enhance the integration and connectivity of the transportation system across and between transportation modes throughout the state." For this reason, Florida is already on schedule to meet MAP-21 guidelines and has become a leader in freight issues through its ongoing work in developing a Freight Mobility and Trade Plan. For more information, please see [www.freightmovesflorida.com](http://www.freightmovesflorida.com).