



136 S. Bronough Street  
Tallahassee, Florida 32301



800 N. Magnolia Avenue, Suite 1100  
Orlando, Florida 32803  
(407) 956-5600



1580 Waldo Palmer Lane, Suite 1  
Tallahassee, Florida 32308  
(850) 921-1119



A message from Governor  
Scott on the future of  
Florida's Freight and Trade

# PASCO COUNTY FREIGHT & LOGISTICS OVERVIEW

## FLORIDA DEPARTMENT OF TRANSPORTATION


### FDOT CONTACTS

**Ananth Prasad, P.E.**  
Secretary of Transportation  
Phone (850) 414-5205  
Ananth.Prasad@dot.state.fl.us

**Juan Flores**  
Administrator, Freight Logistics &  
Passenger Operations  
Phone (850) 414-5245  
Juan.Flores@dot.state.fl.us

**Richard Biter**  
Assistant Secretary for Intermodal  
Systems Development  
Phone (850) 414-5235  
Richard.Biter@dot.state.fl.us

**Paul Steinman, P.E.**  
District 7, Secretary  
Phone (813) 975-6000



### Federal Legislative Contacts

**United States Senate**  
Bill Nelson  
Phone (202) 224-5274

**United States Senate**  
Marco Rubio  
Phone (202) 224-3071

**US House of Representatives**  
District 12, Gus Bilirakis  
Phone (202) 225-5755

### State Legislative Contacts:


**Florida Senate**  
District 17, John Legg  
Phone (850) 487-5017

**Florida Senate**  
District 18, Wilton Simpson  
Phone (850) 487-5018

**Florida House of Representatives**  
Districts 36, Mike Fasano  
Phone (850) 717-5036

**Florida House of Representatives**  
Districts 37, Richard Corcoran  
Phone (850) 717-5037

**Florida House of Representatives**  
Districts 38, Will W. Weatherford  
Phone (850) 717-5038



### FDOT MISSION:

THE DEPARTMENT WILL PROVIDE A SAFE TRANSPORTATION SYSTEM THAT ENSURES THE MOBILITY OF PEOPLE AND GOODS, ENHANCES ECONOMIC PROSPERITY AND PRESERVES THE QUALITY OF OUR ENVIRONMENT AND COMMUNITIES.



In recognition of the significant role that freight mobility plays as an economic driver for the state, an Office of Freight, Logistics and Passenger Operations has been created at FDOT. This office has been tasked with meeting the requirements of legislation in Florida House Bill 599, as well as meeting national freight guidance offered in H.R. 4348, the Moving Ahead for Progress in the 21st Century Act (MAP-21).

HB599 requires FDOT to lead the development of a plan to "enhance the integration and connectivity of the transportation system across and between transportation modes throughout the state." For this reason, Florida is already on schedule to meet MAP-21 guidelines and has become a leader in freight issues through its ongoing work in developing a Freight Mobility and Trade Plan. For more information, please see [www.freightmovesflorida.com](http://www.freightmovesflorida.com).



January 2013

# Pasco County

## FREIGHT & LOGISTICS OVERVIEW



COUNTY SEAT	LARGEST CITY	AREA	POPULATION	POPULATION GROWTH RATE
Dade City, FL	New Port Richey, FL	868 square miles	464,697	34.8% (2000-2010)

Primary Economic Development Contact: <http://www.pascoedc.com>

- Zephyrhills, is the “City of Pure Water” and “Skydive City”; one of the world’s premier drop zones, attracting skydivers from around the world.
- Pasco County has more than 100 square miles of managed recreational facilities, including parks, golf courses, canoe trails, and four artificial reefs.
- The New Port Richey Parks and Recreation Department has been awarded Florida’s number one Florida Park and Recreation Department since 2010.



### Top 5 Growing Industries

INDUSTRY	NET JOB CREATION
1. Administrative, Support, Waste, and Remediation	4,339
2. Construction	593
3. Professional, Scientific, and Technical Services	312
4. Public Administration	296
5. Retail Trade	259

Source: Florida Department of Economic Opportunity, Labor Market Statistics Center, LEHD State of Florida County Reports-Quarterly Workforce Indicators 2010-2011



### Largest Industry Sectors by Employment

INDUSTRY SECTORS	% OF WORKFORCE
1. Trade, Transportation, and Utilities	23.1%
2. Education and Health Services	19.8%
3. Leisure and Hospitality	12.1%

Source: Enterprise Florida



### Major Private Sector Employers

EMPLOYER	BUSINESS LINE	NUMBER OF EMPLOYEES
1. Pall Aeropower Corporation	Air & Fluid Filtration Manufacturer	579
2. Zephyrhills Spring Water Co.	Bottled Water	325
3. VLOC, Subsidiary of II-VI, Inc.	Laser Optical Components	200
4. Zephyr Egg LLC	Egg Processing & Packaging	175
5. Preferred Materials, Inc.	Concrete Block, Redi-mix Concrete	125

Source: Enterprise Florida

Florida infrastructure moves 762 million tons of freight traffic annually.

The state highway system sees 195,755 million annual vehicle miles of travel.

Truck travel accounted for approximately 11% of vehicle miles traveled on the SIS in 2010.

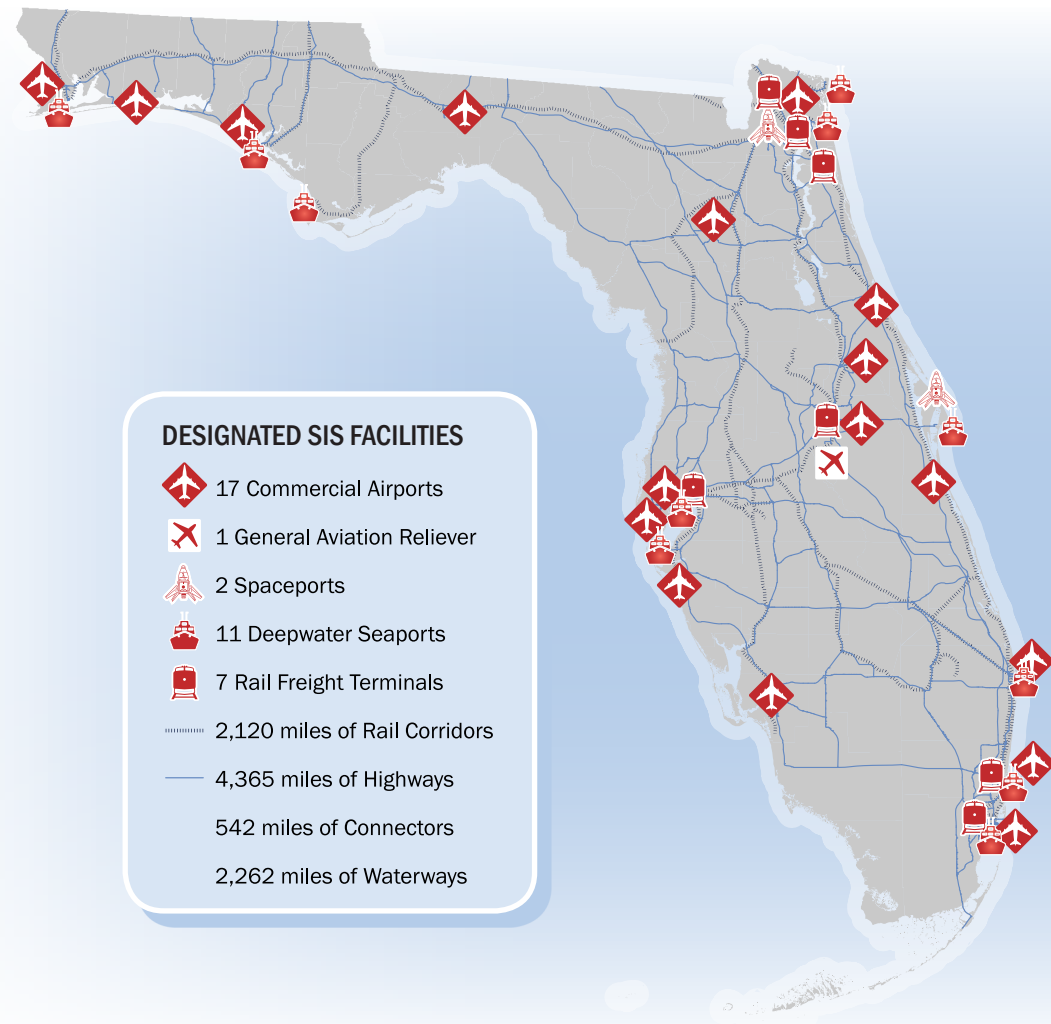
Florida has over 2,700 miles of rail lines, which move over 98 million tons of freight annually.

### Florida’s Strategic Intermodal System (SIS)

- **Strategic** – Consists of statewide and regionally significant facilities and services
- **Intermodal** – Contains all forms of transportation for moving both people and goods, including linkages for smooth and efficient transfers between modes and major facilities
- **System** – Integrates individual facilities, services, forms of transportation (modes) and linkages into a single, integrated transportation network

#### The SIS was established to:

- Efficiently serve the mobility needs of Florida’s citizens, businesses and visitors
- Help Florida become a worldwide economic leader, enhance economic prosperity and competitiveness, enrich quality of life and reflect responsible environmental stewardship



Florida has 784 aviation facilities, 129 public use, and 19 have commercial service.

The state boasts 2 spaceports and 5 active launch facilities.

Florida’s 15 deepwater seaports moved 106.4 million tons of cargo and handled 2.8 million TEU’s (20 foot equivalent container unit) in 2010.

Seven of the 15 seaports in Florida carried 12.7 million passengers, 12.1 million of which sailed on multi-day cruises in 2010.

100% of SIS waterborne freight in Florida is on a coastal or international shipping route.

16 Fortune 500 companies have their headquarters in Florida.

# Florida

## FREIGHT & LOGISTICS OVERVIEW

POPULATION	POPULATION RANK	AREA	AREA RANK	POPULATION GROWTH RATE
18.8 million	4th	53,625 sq. mi.	22nd	17.6% (2000-2010)

Chamber of Commerce website: <http://www.flchamber.org>

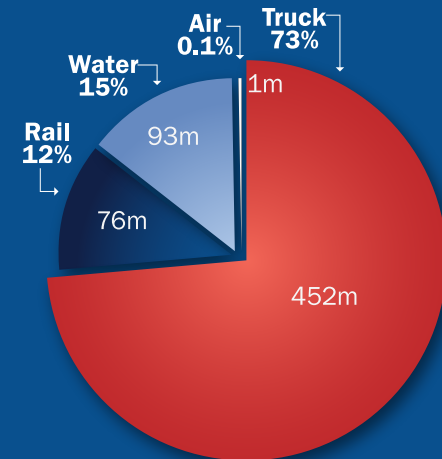
### Top Employment Sectors

(Nonagricultural Business Groups by Industry)

1. Trade, Transportation, and Utilities
2. Education and Health Services
3. Government Services
4. Professional and Business Services
5. Healthcare and Social Assistance
6. Leisure and Hospitality

Source: Department of Economic Opportunity-Current Employment Statistics (2012)

### DOMESTIC AND INTERNATIONAL MODAL MIX (millions of tons)



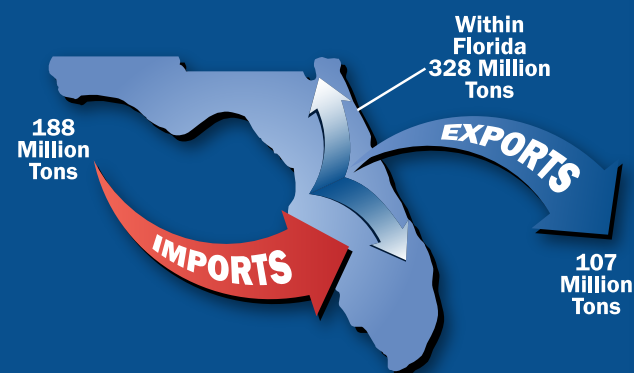
Source: Trade & Logistics Study, Florida Chamber 2009

### Top Business Sector Initiatives for Retention and Promotion

1. Clean Energy
2. Information Technology
3. Life Sciences
4. Aviation/ Aerospace
5. Homeland Security/ Defense
6. Financial/ Professional Services

Source: Florida Chamber of Commerce

### TOTAL FREIGHT FLOWS



Source: Trade & Logistics Study, Florida Chamber 2009

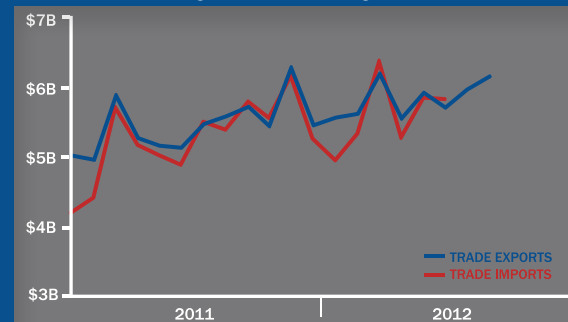
### Top International Trade Partners

The state of Florida is a major international hub accounting for approximately \$149 billion in international trade activity in 2011.

EXPORTS		IMPORTS	
1. Switzerland		1. China	
2. Brazil		2. Mexico	
3. Venezuela		3. Japan	
4. Canada		4. Canada	
5. Colombia		5. Colombia	

Source: Trade & Logistics Study, Florida Chamber 2009

### FLORIDA TRADE ACTIVITY



### Key Transportation and Freight Facilities

STRATEGIC INTERMODAL SYSTEM (SIS) HIGHWAYS		I-75, US 19, SR 589, SR 54
SIS RAILROADS		CSX
SIS AIRPORTS		Tampa International Airport
SEAPORTS		Port of Tampa
NON SIS STATE HIGHWAYS		US 41, US 98, US 301, SR 52
GENERAL AVIATION AIRPORTS		Pilot Country, Tampa North Aero Park, Zephyrhills Airport



### Top Imports

INBOUND FREIGHT	TRUCK TONNAGE
1. Nonmetallic Minerals	1,855,308
2. Bulk Movement in Boxcars	877,121
3. Clay, Concrete, Glass or Stone	386,812
4. Food or Kindred Products	200,721
5. Petroleum or Coal Products	189,069

Source: IHS Global Inc.'s Transearch, 2011

### Top Exports

OUTBOUND FREIGHT	TRUCK TONNAGE
1. Nonmetallic Minerals	1,504,266
2. Clay, Concrete, Glass or Stone	865,679
3. Food or Kindred Products	322,527
4. Farm Products	162,510
5. Waste or Scrap Materials	71,527

Source: IHS Global Inc.'s Transearch, 2011



### Top Trading Partners

IMPORTS	TRUCK TONNAGE
Hillsborough County, FL	1,064,261
Hernando County, FL	880,733
Miami-Dade County, FL	345,649
Polk County, FL	188,736
Orange County, FL	170,966

Source: IHS Global Inc.'s Transearch, 2011








### Top Trading Partners

EXPORTS	TRUCK TONNAGE
Hillsborough County, FL	981,354
Pinellas County, FL	840,200
Orange County, FL	161,642
Duval County, FL	112,732
Sarasota County, FL	106,637

Source: IHS Global Inc.'s Transearch, 2011



**LEGEND**

-  Strategic Intermodal System (SIS) Highways
-  Rail Lines
-  Other State Highways
- Progressive** Largest Employers by Number of Employees
-  SIS Airports
-  Seaports
-  Freight Distribution Centers
-  Airports - General Aviation

**Pasco County**  
FREIGHT INFRASTRUCTURE