



136 S. Bronough Street
Tallahassee, Florida 32301



800 N. Magnolia Avenue, Suite 1100
Orlando, Florida 32803
(407) 956-5600



1580 Waldo Palmer Lane, Suite 1
Tallahassee, Florida 32308
(850) 921-1119



A message from Governor
Scott on the future of
Florida's Freight and Trade

DISTRICT THREE FREIGHT & LOGISTICS OVERVIEW

FLORIDA DEPARTMENT OF TRANSPORTATION

FDOT CONTACTS

Ananth Prasad, P.E.
Secretary of Transportation
Phone (850) 414-5205
Ananth.Prasad@dot.state.fl.us

Juan Flores
Administrator, Freight Logistics &
Passenger Operations
Phone (850) 414-5245
Juan.Flores@dot.state.fl.us

Richard Biter
Assistant Secretary for Intermodal
Systems Development
Phone (850) 414-5235
Richard.Biter@dot.state.fl.us

Tommy Barfield, P.E.
District 3, Secretary
Phone (850) 415-9200
Tommy.Barfield@dot.state.fl.us



Federal Legislative Contacts

United States Senate
Bill Nelson
Phone (202) 224-5274

United States Senate
Marco Rubio
Phone (202) 224-3071

US House of Representatives
Congressional District 1,
Jeff Miller
Phone (202) 225-4136

US House of Representatives
Congressional District 2,
Steve Southerland
Phone (202) 225-5235

State Legislative Contacts:

Florida Senate
District 1, Don Gaetz
Phone (850) 487-5001

Florida Senate
District 2, Greg Evers
Phone (850) 487-5002

Florida Senate
District 3, Bill Montford
Phone (850) 487-5003

Florida House of Representatives
District 1, Clay Ingram
Phone (850) 717-5001

Florida House of Representatives
District 2, Walter Hill
Phone (850) 717-5002

Florida House of Representatives
District 3, Doug Broxson
Phone (850) 717-5003

Florida House of Representatives
District 4, Matt Gaetz
Phone (850) 717-5004

Florida House of Representatives
District 5, Marti Coley
Phone (850) 717-5005

Florida House of Representatives
District 6, Jimmy Patronis
Phone (850) 717-5006

Florida House of Representatives
District 7, Halsey Beshears
Phone (850) 717-5007

Florida House of Representatives
District 8, Alan Williams
Phone (850) 717-5008

Florida House of Representatives
District 9,
Michelle Rehwinkel Vasilinda
Phone (850) 717-5009



FDOT MISSION:
THE DEPARTMENT WILL PROVIDE A SAFE TRANSPORTATION SYSTEM THAT ENSURES THE MOBILITY OF PEOPLE AND GOODS, ENHANCES ECONOMIC PROSPERITY AND PRESERVES THE QUALITY OF OUR ENVIRONMENT AND COMMUNITIES.



In recognition of the significant role that freight mobility plays as an economic driver for the state, an Office of Freight, Logistics and Passenger Operations has been created at FDOT. This office has been tasked with meeting the requirements of legislation in Florida House Bill 599, as well as meeting national freight guidance offered in H.R. 4348, the Moving Ahead for Progress in the 21st Century Act (MAP-21).

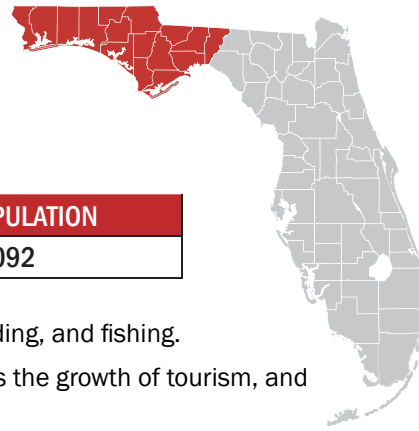
HB599 requires FDOT to lead the development of a plan to "enhance the integration and connectivity of the transportation system across and between transportation modes throughout the state." For this reason, Florida is already on schedule to meet MAP-21 guidelines and has become a leader in freight issues through its ongoing work in developing a Freight Mobility and Trade Plan. For more information, please see www.freightmovesflorida.com.



August 2014

District Three

FREIGHT & LOGISTICS OVERVIEW



LARGEST CITY	DISTRICT AREA	DISTRICT POPULATION
Tallahassee	13,263 Square Miles	1,366,092

- Historically, the economy of the Panhandle depended on farming, forestry, shipping, shipbuilding, and fishing.
- After World War II the economy expanded with the founding of military installations, as well as the growth of tourism, and the government.
- The Apalachicola River is a navigable waterway with headwaters in the Appalachian Mountains and supports a thriving seafood industry.

County Trade Statistics: Top Import & Export Commodities

COUNTY NAME	POPULATION	TOP IMPORT COMMODITY	TONNAGE	TOP EXPORT COMMODITY	TONNAGE
Bay	168,852	Petroleum or Coal Products	910,155	Bulk Movement in Boxcars	1,019,690
Calhoun	14,625	Lumber or Wood Products	66,162	Lumber or Wood Products	192,739
Escambia	297,619	Coal	1,512,869	Nonmetallic Minerals	1,423,994
Franklin	11,549	Bulk Movement in Boxcars	22,284	Lumber or Wood Products	38,406
Gadsden	46,389	Lumber or Wood Products	121,189	Nonmetallic Minerals	293,395
Gulf	15,863	Nonmetallic Minerals	47,137	Lumber or Wood Products	372,552
Holmes	19,927	Nonmetallic Minerals	193,810	Clay, Concrete, Glass or Stone	114,480
Jackson	49,746	Bulk Movement in Boxcars	117,200	Lumber or Wood Products	284,999
Jefferson	14,761	Nonmetallic Minerals	64,331	Lumber or Wood Products	105,821
Leon	275,487	Bulk Movement in Boxcars	750,443	Bulk Movement in Boxcars	721,387
Liberty	8,365	Lumber or Wood Products	166,068	Lumber or Wood Products	273,067
Okaloosa	180,822	Nonmetallic Minerals	823,231	Bulk Movement in Boxcars	865,287
Santa Rosa	151,372	Nonmetallic Minerals	454,009	Clay, Concrete, Glass or Stone	186,747
Wakulla	30,776	Chemicals or Allied Products	64,715	Chemicals or Allied Products	93,674
Walton	55,043	Petroleum or Coal Products	271,307	Nonmetallic Minerals	946,280
Washington	24,896	Bulk Movement in Boxcars	47,752	Lumber or Wood Products	65,161

Featured District Projects



Port Panama City Intermodal Distribution Center

For the \$1.9 million Port Panama City Intermodal Distribution Center, the Port Panama City is prepared to build access roads, lay-down area and a 20 car rail intermodal cargo transfer facility to support transfer of bulk products between rail and truck transport. The project will receive a \$900,000 grant from FDOT, among the first four grants for the Intermodal Logistics Center (ILC) Infrastructure Support Program. ILCs play a significant role in expanding our trade and logistics infrastructure by enhancing the state's seaports, airports, railroads, and supporting intermodal highway connectors.



Tallahassee Regional Airport Runway Extension

Tallahassee Regional Airport has extended the north-south runway to allow the airport to reconstruct the east-west runway to level out the gradient in the runway. The collective improvements will increase the total number of enplanements which the airport can perform and allow the facility to accommodate larger commercial aircraft. This airport is an Emerging SIS facility which serves the region as a key transportation partner.

Florida infrastructure moves 762 million tons of freight traffic annually.

The state highway system sees 195,755 million annual vehicle miles of travel.

Truck travel accounted for approximately 11% of vehicle miles traveled on the SIS in 2010.

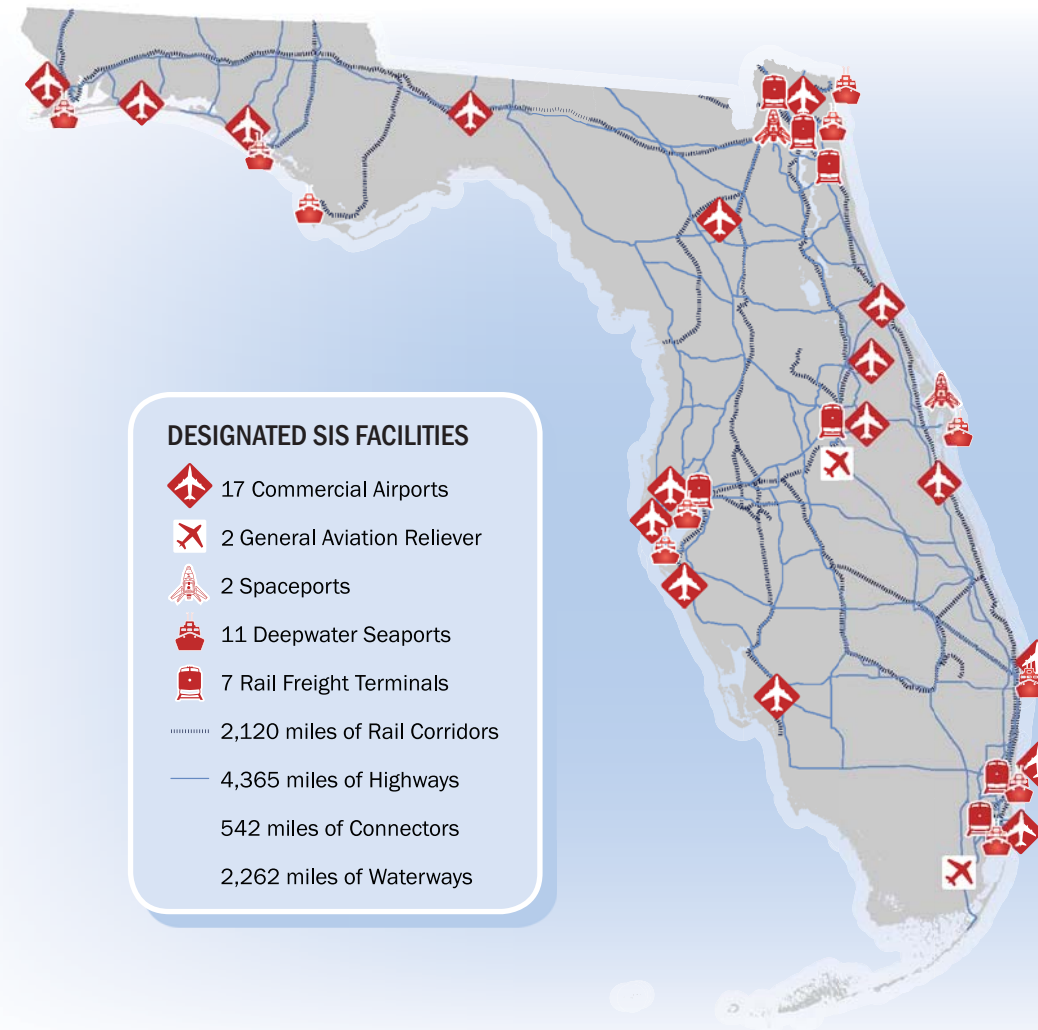
Florida has over 2,700 miles of rail lines, which move over 98 million tons of freight annually.

Florida's Strategic Intermodal System (SIS)

- Strategic** – Consists of statewide and regionally significant facilities and services
- Intermodal** – Contains all forms of transportation for moving both people and goods, including linkages for smooth and efficient transfers between modes and major facilities
- System** – Integrates individual facilities, services, forms of transportation (modes) and linkages into a single, integrated transportation network

The SIS was established to:

- Efficiently serve the mobility needs of Florida's citizens, businesses and visitors
- Help Florida become a worldwide economic leader, enhance economic prosperity and competitiveness, enrich quality of life and reflect responsible environmental stewardship



Florida has 784 aviation facilities, 129 public use, and 19 have commercial service.

The state boasts 2 spaceports and 5 active launch facilities.

Florida's 15 deepwater seaports moved 106.4 million tons of cargo and handled 2.8 million TEU's (20 foot equivalent container unit) in 2010.

Seven of the 15 seaports in Florida carried 12.7 million passengers, 12.1 million of which sailed on multi-day cruises in 2010.

100% of SIS waterborne freight in Florida is on a coastal or international shipping route.

16 Fortune 500 companies have their headquarters in Florida.

Florida

FREIGHT & LOGISTICS OVERVIEW

POPULATION	U.S. POPULATION RANK	AREA	U.S. AREA RANK	POPULATION GROWTH RATE
18.8 million	4th	53,625 sq. mi.	22nd	17.6% (2000-2010)

Chamber of Commerce website: <http://www.flchamber.org>

Top Employment Sectors

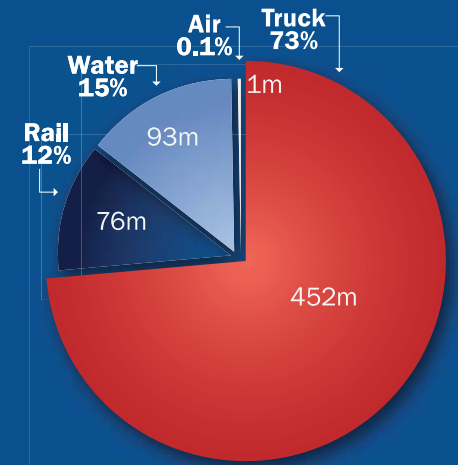
(Nonagricultural Business Groups by Industry)

1. Trade, Transportation, and Utilities
2. Education and Health Services
3. Government Services
4. Professional and Business Services
5. Healthcare and Social Assistance
6. Leisure and Hospitality

Source: Department of Economic Opportunity-Current Employment Statistics (2012)

DOMESTIC AND INTERNATIONAL MODAL MIX

(millions of tons)



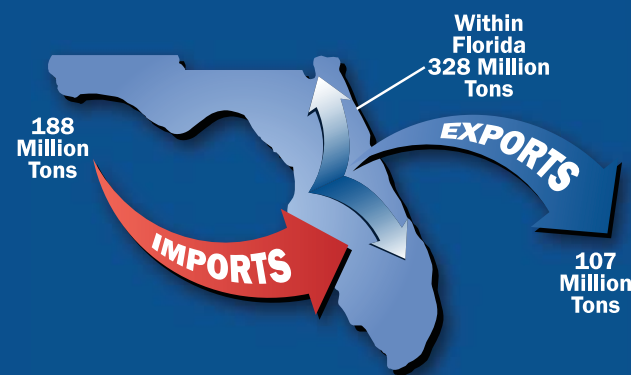
Source: Trade & Logistics Study, Florida Chamber 2009

Top Business Sector Initiatives for Retention and Promotion

1. Clean Energy
2. Information Technology
3. Life Sciences
4. Aviation/ Aerospace
5. Homeland Security/ Defense
6. Financial/ Professional Services

Source: Florida Chamber of Commerce

TOTAL FREIGHT FLOWS



Source: Trade & Logistics Study, Florida Chamber 2009

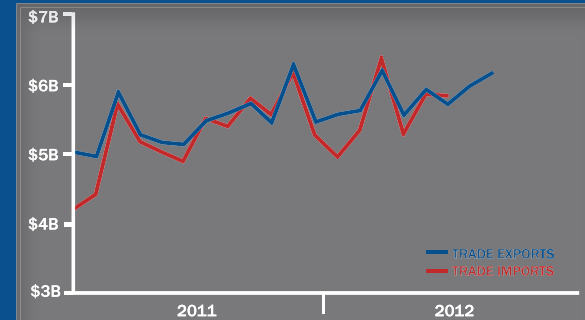
Top International Trade Partners

The state of Florida is a major international hub accounting for approximately \$149 billion in international trade activity in 2011.

EXPORTS		IMPORTS	
1. Switzerland		1. China	
2. Brazil		2. Mexico	
3. Venezuela		3. Japan	
4. Canada		4. Canada	
5. Colombia		5. Colombia	

Source: Trade & Logistics Study, Florida Chamber 2009

FLORIDA TRADE ACTIVITY



Key Transportation and Freight Facilities

STRATEGIC INTERMODAL SYSTEM (SIS) HIGHWAYS



US 231, US 29, US 319, US 331, SR 77, SR 79, SR 368, SR 390, SR 85, SR 87, I-10, I-110

Fact: SIS highways provide access to the ports, airports, and military installations throughout the district and state ensuring the efficient movement of freight, personnel, equipment, and supplies.



SIS RAILROADS



Bayline, CSX, Apalachicola Northern

Fact: Florida is linked to 22 other states via 21,000 route miles of railroad track operated by the CSX Corporation.



SIS AIRPORTS



Northwest Florida Beaches International, Tallahassee Regional, Pensacola International, Northwest Florida Regional

Fact: Northwest Florida Beaches International Airport is the first international airport to be built in the U.S. in more than a decade.



SEAPORTS



Port of Panama City, Port of Pensacola, Port of Port St. Joe

Fact: Port of Panama City is a growing deep-water port and international gateway that plans on increasing cargo capacity over the next five years to an annual level of 2.4 million tons a year through the investment of \$35 million in improvements.



NON SIS STATE HIGHWAYS










US 90, US 27, US 98, SR 20

Fact: US 90 is the northernmost east/west US route in Florida. It runs parallel to I-10 and is never more than six miles from the interstate.





LEGEND

-  Strategic Intermodal System (SIS) Highways
-  Rail Lines
-  Other State Highways
-  SIS Airports
-  SIS Seaports
-  Military Installations
-  Airports - General Aviation

DISTRICT 3
FREIGHT INFRASTRUCTURE