



**Professor Tinkermeister's  
Severe Weather Awareness  
Activity Book**

# Hey Kids! It's Professor Tinkermeister!

Follow me through this guide to learn how to stay safe and prepare for the severe weather we have here in Florida!

## Table of Contents

Lightning & Thunderstorms	Page 4
Rip Currents	Page 5
Tornadoes	Page 7
Hurricanes	Page 9
Flooding	Page 11
Extreme Temperatures	Page 14
Wildfires	Page 16
Disaster Supply Kit	Page 17

How many times can you spot Professor Tinkermeister and his weather-watching wonder in this activity book?



# Lightning & Thunderstorms

Did you know that Florida has the most lightning strikes in the whole United States? This is why it is important to know how to stay safe when there is lightning.

## Lightning & Thunderstorm Facts

- Lightning is a bright flash of electricity produced by a thunderstorm.
- All thunderstorms produce lightning and are dangerous.
- If you can hear thunder, you are in danger.
- Lightning can strike the same place twice.

## Lightning & Thunderstorm Safety Tips

- If you hear thunder, go indoors.
- Stay inside for at least thirty minutes after the thunder stops.
- If you are outside in a storm, stay away from trees.

## **The 30/30 Rule**

**When thunder roars, first go indoors. Then use the 30-30 Rule to determine the threat of lightning in your area.**

### **30 Seconds:**

**Count the seconds between seeing lightning and hearing thunder. If this time is less than 30 seconds, lightning is still a potential threat. Seek shelter immediately.**

### **30 Minutes:**

**After hearing the last thunder, wait 30 minutes before leaving shelter. Many lightning deaths occur after the storm passes. Stay in a safe area until you are sure the threat has passed.**



# Rip Currents

## What Are Rip Currents?

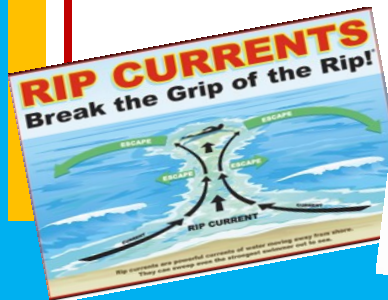
A rip current is a strong surface current flowing outwards from a shore.

## Rip Current Facts:


- Rip currents are dangerous.
- Rip currents can be very narrow or more than 50 yards wide.
- Rip currents do not pull people under the water, they pull people away from shore.

## Rip Current Safety Tips:


- Know how to swim.
- Never swim alone, and swim near a lifeguard whenever possible.
- If caught in a rip current, stay calm, yell for help, and swim sideways.
- If you cannot swim out of the rip current flip over and float.



PAGE 5



## Rip Current Cross Word Puzzle



### Across

3. A strong surface current flowing outwards from a shore
5. Expert swimmer that protects and rescues people at a pool or the beach
6. Place where you go to soak up sun and build sand castles

### Down

1. Long body of water that curls into an arch and breaks on the shore
2. Sleeveless inflatable jacket used to keep a person afloat in water
4. If you cannot swim and are stuck in a rip current you should flip on your back and do this

Can you help me solve this puzzle?



# Tornadoes

## What is a tornado?

A tornado is a violent rotating column of air extending from a thunderstorm to the ground.

## Tornado Facts

- Tornadoes can happen at any time of the year.
- A **Tornado Watch** means tornadoes are possible in your area. Stay tuned to the radio or television news.
- A **Tornado Warning** means a tornado either is on the ground or has been detected by Doppler radar. Seek shelter immediately.

## Tornado Safety Tips

- Have a family emergency plan that includes where to go in the event a tornado threatens your home.
- During a tornado, go to an interior room without windows on the lowest floor of the building.
- Do not stay in an automobile. Go to a secure building.



# Tornadoes Word Scramble

Help me  
unscramble the  
words!



## 1. ATRONOD

Hint: A violent rotating column of air extending from a thunderstorm to the ground.

## 2. WUPSEAORTT

Hint: A weak tornado that forms over water.

## 3. UHMORESTRND

Hint: A storm with thunder and lightning.

## 4. FUNELN LDOCU

Hint: A rotating cone-shaped column of air extending downward from the base of a thunderstorm, but not touching the ground.

## 5. HNIGILNGT

Hint: A bright flash of electricity produced by a thunderstorm.

## 6. LRPPDEO DRRAA

Hint: Detects precipitation intensity, wind direction and speed, and provides estimates of hail size and rainfall amounts.

# Hurricanes

## What is a hurricane?

A type of storm called a tropical cyclone, which forms over tropical or subtropical waters.

## Hurricane Facts

- Hurricanes only form over really warm ocean water of 80°F or warmer.
- Storm surges are frequently the most devastating element of a hurricane.
- The Atlantic hurricane season is from June 1 to November 30.

## Hurricane Safety Tips

- Before a hurricane, have a family emergency plan, build a disaster supply kit and know where to go if you and your family need to evacuate your home.
- During a hurricane, stay indoors. If you live in a mobile home, leave and go to a shelter. If emergency managers say to evacuate, do so immediately.
- After a hurricane, stay indoors until it is safe to come out. Watch out for flooded roadways and do not drink tap water until officials say it is safe to do so.





# Hurricane Safety Message Decoder

A	B	C	D	E	F	G	H	I	J	K	L	M	N	O	P	Q	R	S	T	U	V	W	X	Y	Z
23	17	15	21	10	19	8	6	2	3	13	20	14	1	5	24	11	16	7	9	18	12	22	26	4	25

\_\_\_\_\_  
 6 18 16 16 2 15 23 1 10      7 10 23 7 5 1      17 10 8 2 1 7      2 1

\_\_\_\_\_  
 3 18 1 10      23 1 21      10 1 21 7      2 1      1 5 12 10 14 17 10 16

\_\_\_\_\_  
 17 18 2 20 21      23      13 2 9      23 1 21      8 10 9      23      24 20 23 1

\_\_\_\_\_  
 9 5 21 23 4

# Flooding

## What is a flood?

Depending on the type, floods can develop very slowly over time after extensive rainfall or in just a few minutes, very quickly without warning.


## Flood Facts

- Flooding can happen any time of the year.
- Flooding can hurt people, animals and buildings.
- Flooding is extremely dangerous.

## Flood Safety Tips

- Have a family emergency plan that includes an evacuation plan for your family.
- When walking do not cross a flooded roadway or a flowing stream.
- If a flood occurs, move to higher ground immediately.
- Adults should not drive into a flooded roadway.

***Remember, “Turn Around, Don’t Drown!”***





## **Coloring Activity**

Rabbit travels from Florida to Alaska to meet his cousin the Snowshoe Hare and her friends Moose and Muskox.

Color in the picture of Muskox, Rabbit, Snowshoe Hare and Moose as they capture the moment with a “selfie”!



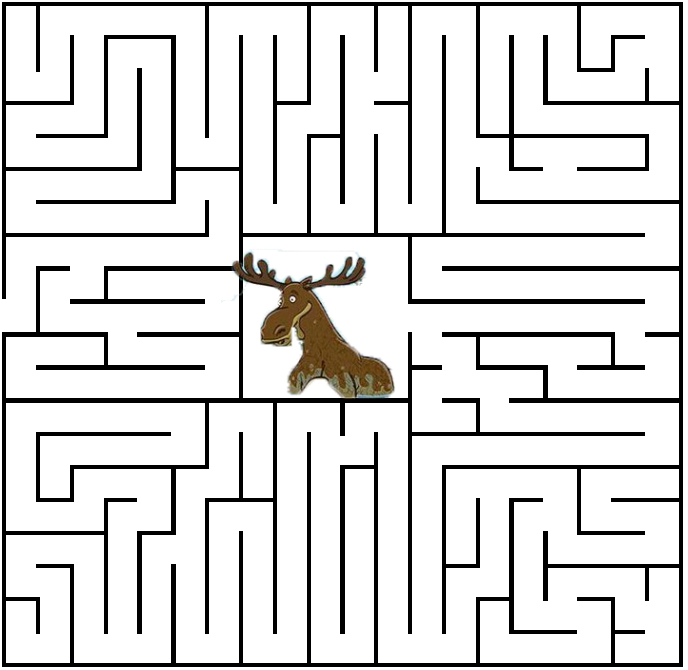
Color Muskox,  
Snowshoe Hare,  
Rabbit & Moose!

# Flood Maze

Moose is caught in a flash flood! Can you help us hand him a lifesaver and get him to safety?



Start →



# Extreme Temperatures

## Hot Weather Safety

- Wear a hat, sun glasses and loose, dry clothing.
- Wear sunscreen, even on cloudy days.
- Stay out of the sun between 10 a.m. and 4 p.m. as the sun rays are the strongest then.
- Drink lots of water, even if you are not thirsty.
- If you feel dizzy, weak or if your head or stomach hurts let an adult know.

## Cold Weather Safety

- Dress in layers and wear a hat and gloves. Stay out of the wind and stay dry.
- Bring your outdoor pets inside or give them a warm place to stay.
- Home fires are very common during the winter season. Make sure you know at least two ways out of each room at home and have a meeting place in your neighborhood in case you need to leave your home in the event of an emergency.



# Wildfires

## What is a wildfire?

A wildfire is an uncontrolled fire often occurring in wildland areas.

## Wildfire Safety Tips

- Have a Family Emergency Plan that includes an evacuation plan for your family.
- Work with adults to mitigate your home including removal of pine needles and dry leaves within 5 feet of your home.
- Report a fire to an adult immediately.

ARSON  
EXTINGUISHER  
FOREST  
SMOKE  
WILDFIRE  
BURNING

FAMILY PLAN  
MATCHES  
SPARK  
EVACUATE  
FLAMES  
RANGERS

B	P	Y	J	Y	F	F	S	W	K	L	E	F	K	V
H	U	V	P	L	Q	E	B	R	J	X	T	O	W	I
O	A	R	A	L	H	D	A	X	T	Z	A	R	Y	Y
Y	E	M	N	C	X	P	G	I	W	U	U	E	U	S
Q	E	R	T	I	S	B	N	N	R	X	C	S	T	E
S	N	A	I	E	N	G	W	E	K	V	A	T	J	E
R	M	O	I	F	U	G	E	J	S	I	V	E	A	R
Y	A	A	S	I	D	L	R	A	N	G	E	R	S	T
L	J	W	S	R	S	L	E	K	O	M	S	N	R	Q
N	Z	H	B	K	A	T	I	V	C	P	F	L	G	K
M	E	E	A	K	S	B	Y	W	M	H	U	G	B	H
R	D	K	F	F	I	G	R	E	W	X	K	E	L	P
Z	R	M	Z	T	P	G	O	S	B	Z	F	G	Z	S
N	A	L	P	Y	L	I	M	A	F	M	H	R	P	M
T	K	K	L	D	T	G	M	K	U	S	O	F	T	Z



## What do you need in a Disaster Supply Kit?

Join the kids from the book “The Oak Tree Club” as they work together to build their family emergency plan and a disaster supply kit in preparation for a hurricane threatening their community. Follow their lead and start making a plan with your family!

- Water (at least 1 gallon daily, per person, for minimum of 3 days)
- Food (enough for each family member for minimum of 3 days)
- All Hazards Weather Radio
- Battery-Powered Radio
- Non-electric can opener
- First Aid Kit
- Flashlight with extra batteries
- At least one week supply of prescriptions
- Copy of important papers





# Special Thanks to our Partners!



**FAB**  
FLORIDA ASSOCIATION OF  
BROADCASTERS

**GET A  
PLAN!**

**FLGetAPlan.com**  
Florida Division of Emergency Management



**FPL**



**American  
Red Cross**



volunteerflorida